

# Louisiana Manufacturing Facts

Manufacturers in Louisiana account for 23.40 percent of the total output in the state, employing 7.41 percent of the workforce. Total output from manufacturing was \$59.33 billion in 2013. In addition, there were 147,700 manufacturing employees in Louisiana in 2014, with an average annual compensation of \$79,109 in 2013.

## Manufacturing Output and Firms

Total Manufacturing Output (\$billions, 2013) \$59.33  
 (Percent share of total gross state product) 23.40%

Manufacturing Firms in Louisiana (2012) 2,997

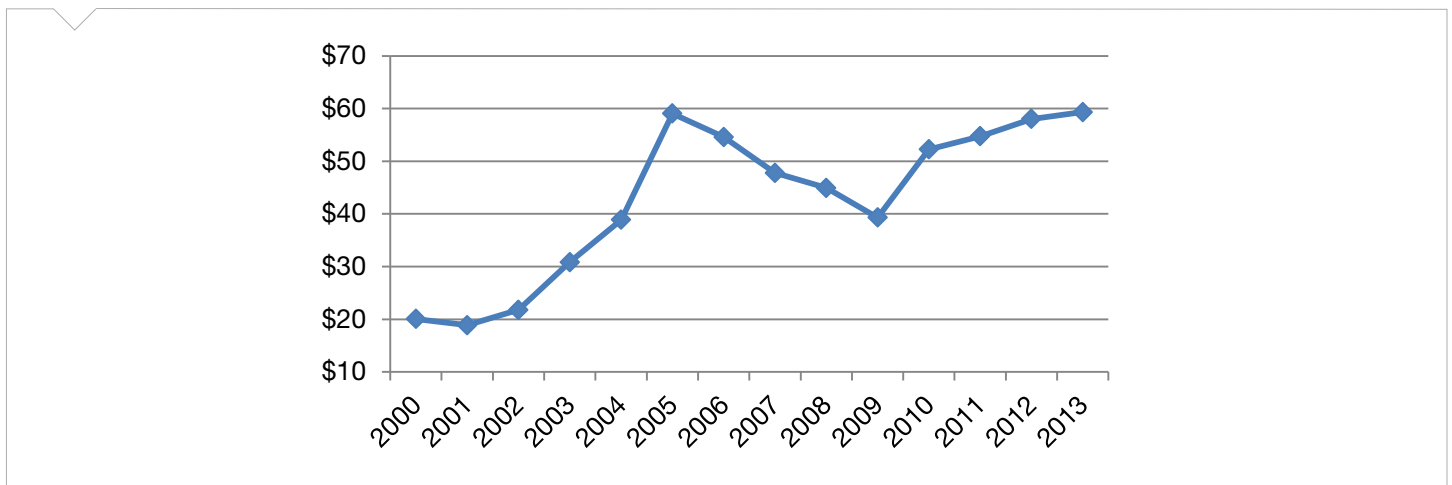
## Employment and Compensation

Manufacturing Employment (2014) 147,700  
 (Percent share of nonfarm employment) 7.41%

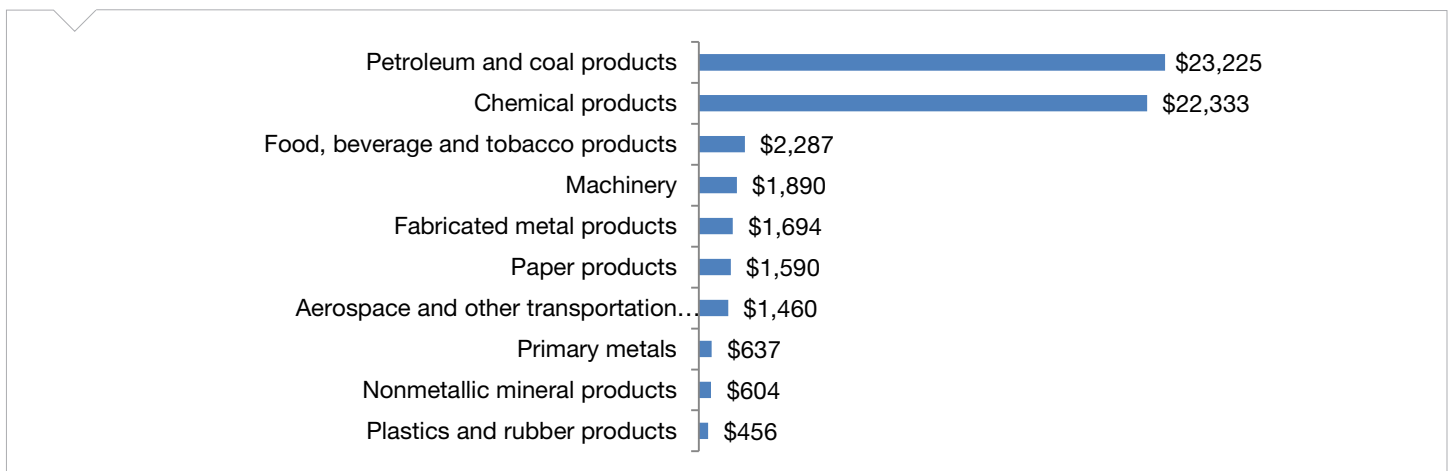
Average Annual Compensation  
 (Manufacturing, 2013) \$79,109  
 (Nonfarm Businesses, 2013) \$43,317

Sources: U.S. Bureau of Economic Analysis and the U.S. Census Bureau

**Figure 1:** Louisiana Manufacturing Output, in Billions of Dollars, 2000–2013



**Figure 2:** Top 10 Louisiana Manufacturing Sectors, in Millions of Dollars, 2012



# Louisiana Export Facts

Manufacturers help to drive Louisiana's economy, with \$45.94 billion in manufactured goods exports in 2014. That same year, \$19.37 billion in exports was with our free trade agreement (FTA) partners. This helps create jobs in the state, and 21.50 percent of its employment stemmed from exports in 2011. Small businesses comprised 84.50 percent of all exporters in Louisiana.

Manufactured Goods Exports (\$billions, 2014) \$45.94  
(Percent share of total goods exports) 70.58%

Growth in Manufactured Goods Exports (2009–2014) 147.34%

U.S. Jobs Supported by Goods Exports (2013) 282,540

Employment from Manufacturing Exports (Export share of manufacturing jobs, 2011) 21.50%

Small Business Share of Total Exporters (2013) 84.50%

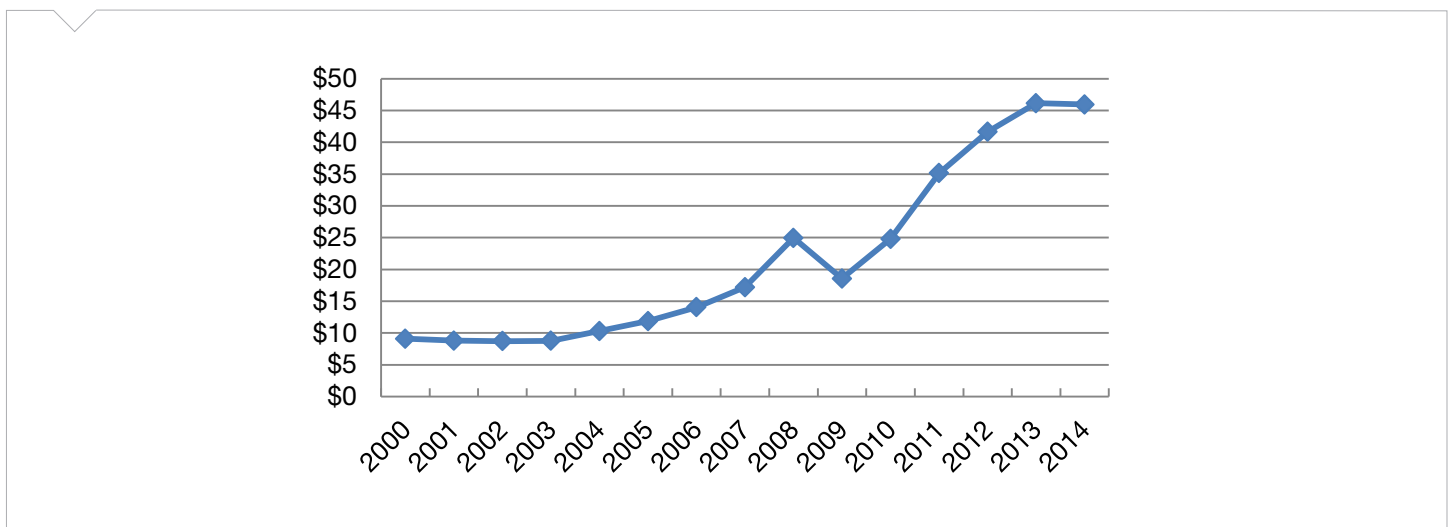
Manufactured Goods to Free Trade Agreement Partners (\$billions, 2014) \$19.37  
(Percent of total exports, 2014) 42.17%

Top Five Export Markets (Percent of total manufactured goods exports, 2014) 35.20%

- Mexico (12.87%)
- Canada (6.38%)
- Netherlands (6.09%)
- France (5.14%)
- Brazil (4.73%)

Sources: International Trade Administration, U.S. Census Bureau

**Figure 3:** Louisiana's Manufactured Goods Exports, in Billions of Dollars, 2000-2014



## Additional Trade Facts

- In 2014, manufacturers in the United States sold \$55.0 billion more in manufactured goods to our FTA partners than we bought from them. The United States has a manufactured trade deficit of \$579.2 billion from countries where no FTAs existed.
- FTA countries: Australia, Bahrain, Canada, Chile, Columbia, Costa Rica, Dominican Republic, El Salvador, Guatemala, Honduras, Israel, Jordan, Mexico, Morocco, Nicaragua, Oman, Panama, Peru, Singapore and South Korea.
- Visit [www.nam.org/statedata](http://www.nam.org/statedata) or [www.nam.org/trade](http://www.nam.org/trade) for more information.