

New York Manufacturing Facts

Manufacturers in New York account for 5.18 percent of the total output in the state, employing 4.90 percent of the workforce. Total output from manufacturing was \$67.91 billion in 2013. In addition, there were 444,300 manufacturing employees in New York in 2014, with an average annual compensation of \$71,423 in 2013.

Manufacturing Output and Firms

Total Manufacturing Output (\$billions, 2013) \$67.91
(Percent share of total gross state product) 5.18%

Manufacturing Firms in New York (2012) 15,866

Employment and Compensation

Manufacturing Employment (2014) 444,300
(Percent share of nonfarm employment) 4.90%

Average Annual Compensation (Manufacturing, 2013) \$71,423
(Nonfarm Businesses, 2013) \$61,459

Sources: U.S. Bureau of Economic Analysis and the U.S. Census Bureau

Figure 1: New York Manufacturing Output, in Billions of Dollars, 2000–2013

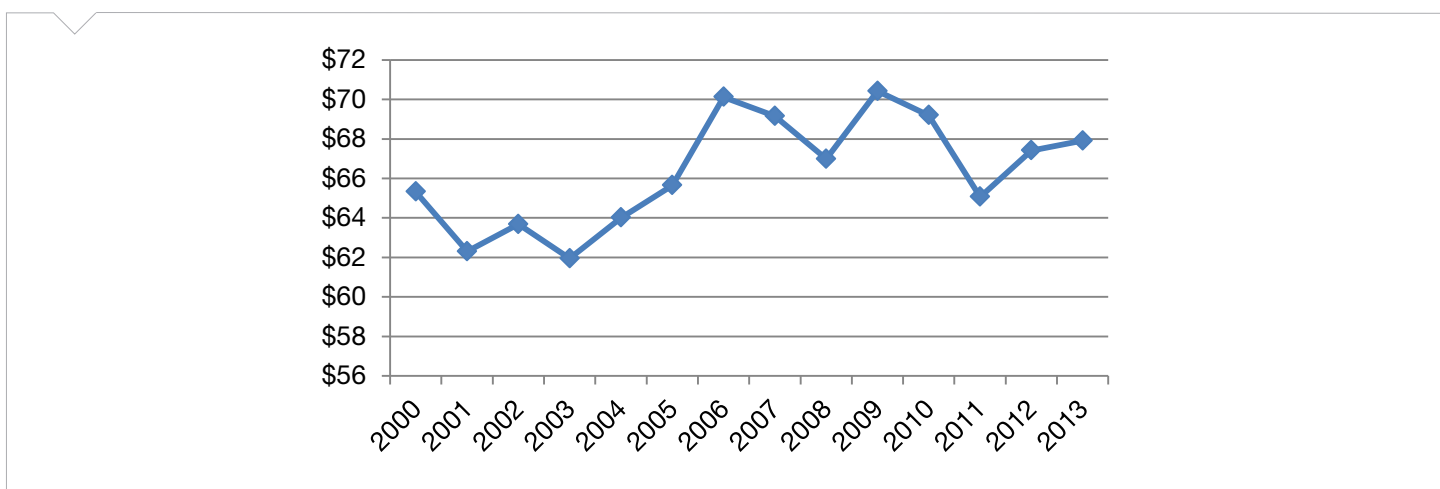
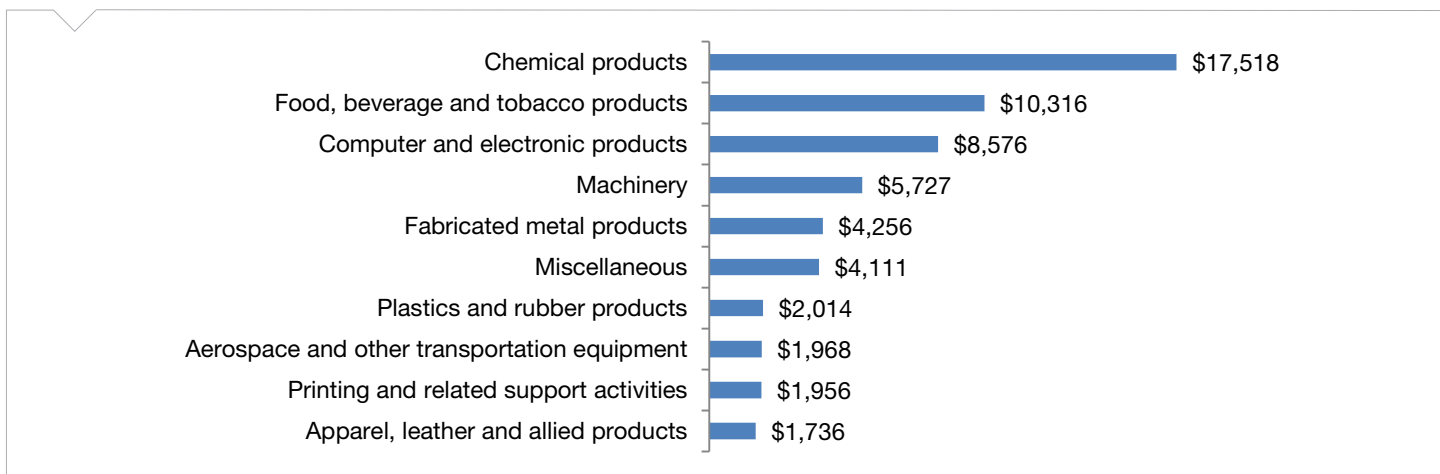


Figure 2: Top 10 New York Manufacturing Sectors, in Millions of Dollars, 2012



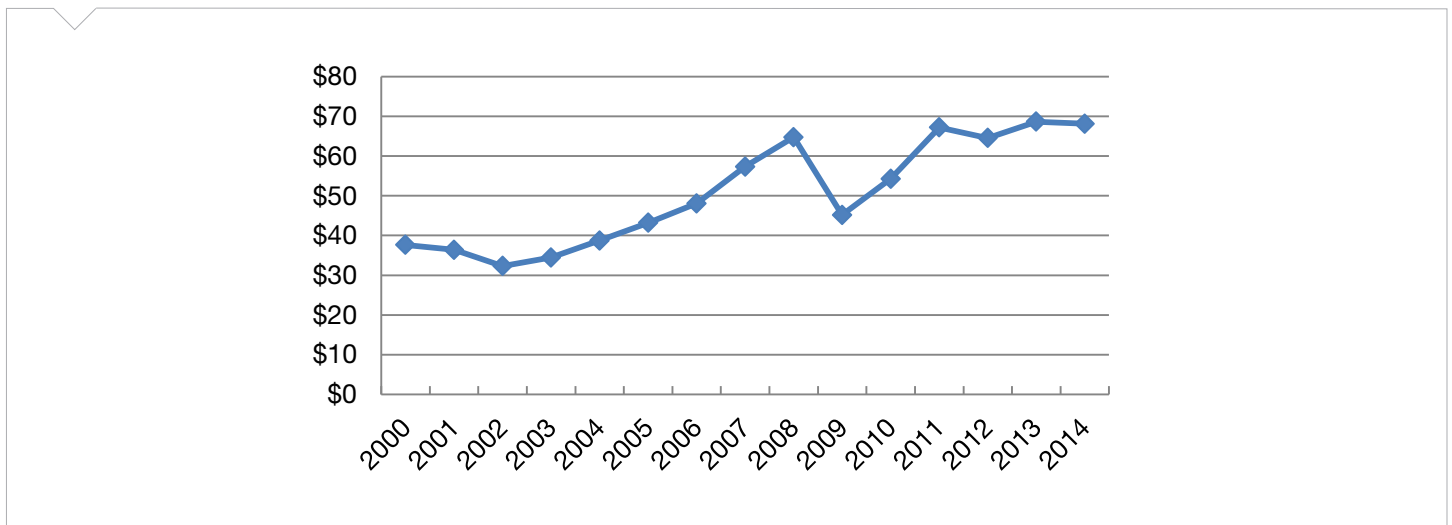
New York Export Facts

Manufacturers help to drive New York's economy, with \$68.12 billion in manufactured goods exports in 2014. That same year, \$22.21 billion in exports was with our free trade agreement (FTA) partners. This helps create jobs in the state, and 24.20 percent of its employment stemmed from exports in 2011. Small businesses comprised 94.30 percent of all exporters in New York.

Manufactured Goods Exports (\$billions, 2014) (Percent share of total goods exports)	\$68.12 79.20%	Manufactured Goods to Free Trade Agreement Partners (\$billions, 2014) (Percent of total exports, 2014)	\$22.21 32.61%
Growth in Manufactured Goods Exports (2009–2014)	50.84%	Top Five Export Markets (Percent of total manufactured goods exports, 2014)	52.00%
U.S. Jobs Supported by Goods Exports (2013)	323,552	<ul style="list-style-type: none"> • Hong Kong (13.99%) • Canada (13.08%) • Switzerland (10.28%) • Israel (9.25%) • Belgium (5.39%) 	
Employment from Manufacturing Exports (Export share of manufacturing jobs, 2011)	24.20%		
Small Business Share of Total Exporters (2013)	94.30%		

Sources: International Trade Administration, U.S. Census Bureau

Figure 3: New York's Manufactured Goods Exports, in Billions of Dollars, 2000-2014



Additional Trade Facts

- In 2014, manufacturers in the United States sold \$55.0 billion more in manufactured goods to our FTA partners than we bought from them. The United States has a manufactured trade deficit of \$579.2 billion from countries where no FTAs existed.
- FTA countries: Australia, Bahrain, Canada, Chile, Columbia, Costa Rica, Dominican Republic, El Salvador, Guatemala, Honduras, Israel, Jordan, Mexico, Morocco, Nicaragua, Oman, Panama, Peru, Singapore and South Korea.
- Visit www.nam.org/statedata or www.nam.org/trade for more information.