

United States Manufacturing Facts

Manufacturers in the United States account for 12.45 percent of the total output in the United States, employing 8.72 percent of the workforce. Total output from manufacturing was \$2,079.52 billion in 2013. In addition, there were 12,239,000 manufacturing employees in the U.S. in 2014, with an average annual compensation of \$77,506 in 2013.

Manufacturing Output and Firms

Total Manufacturing Output (\$billions, 2013) \$2,079.52
(Percent share of total gross state product) 12.45%

Manufacturing Firms in United States (2012) 256,363

Employment and Compensation

Manufacturing Employment (2014) 12,239,000
(Percent share of nonfarm employment) 8.72%

Average Annual Compensation
(Manufacturing, 2013) \$77,506
(Nonfarm Businesses, 2013) \$62,546

Sources: U.S. Bureau of Economic Analysis and the U.S. Census Bureau

Figure 1: United States Manufacturing Output, in Billions of Dollars, 2000–2013

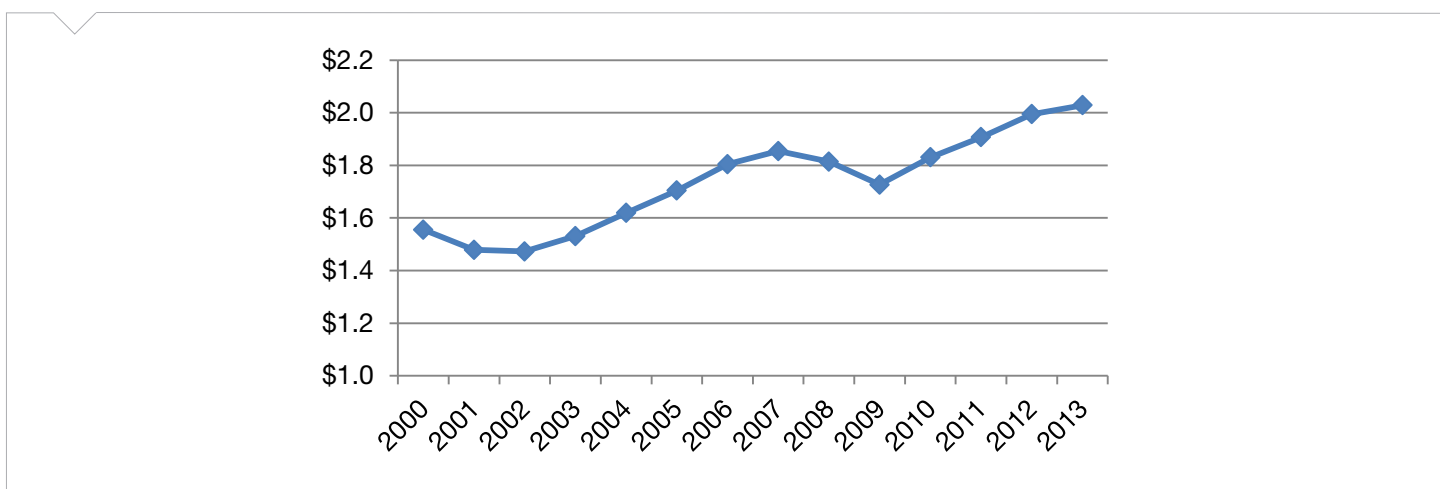
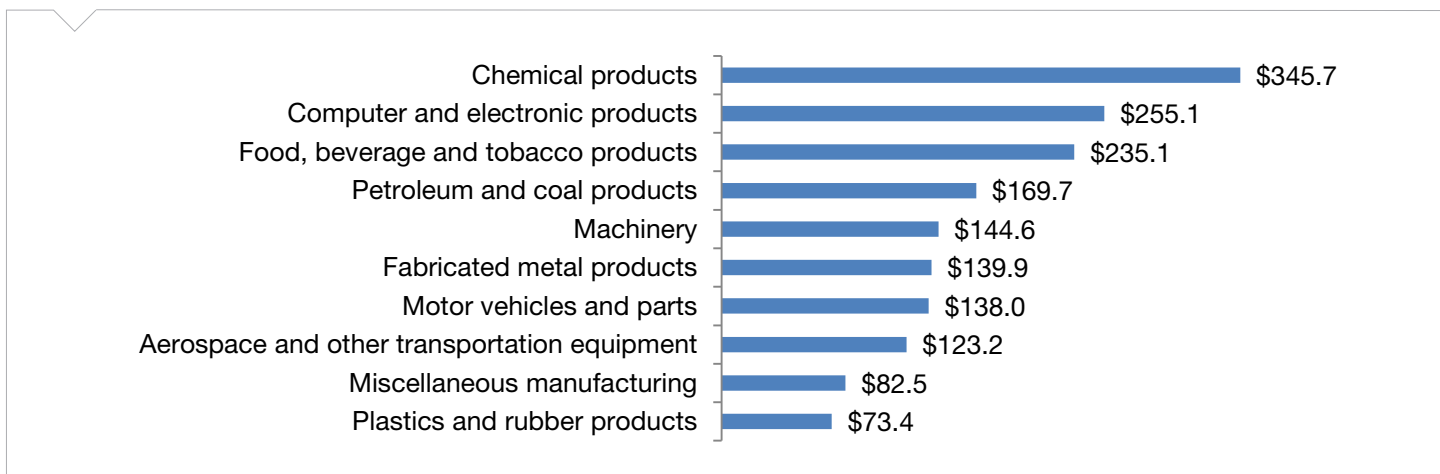


Figure 2: Top 10 United States Manufacturing Sectors, in Billions of Dollars, 2013



United States Export Facts

Manufacturers help to drive the U.S. economy, with \$1,403.06 billion in manufactured goods exports in 2014. That same year, our free trade agreement (FTA) partnerships purchased \$674.01 billion in exports. Small businesses comprised 96.60 percent of all exporters in the United States.

Manufactured Goods Exports (\$billions, 2014) \$1,403.06
(Percent share of total goods exports) 86.42%

Growth in Manufactured Goods Exports (2009–2014) 52.85%

Small Business Share of Total Exporters (2013) 96.60%

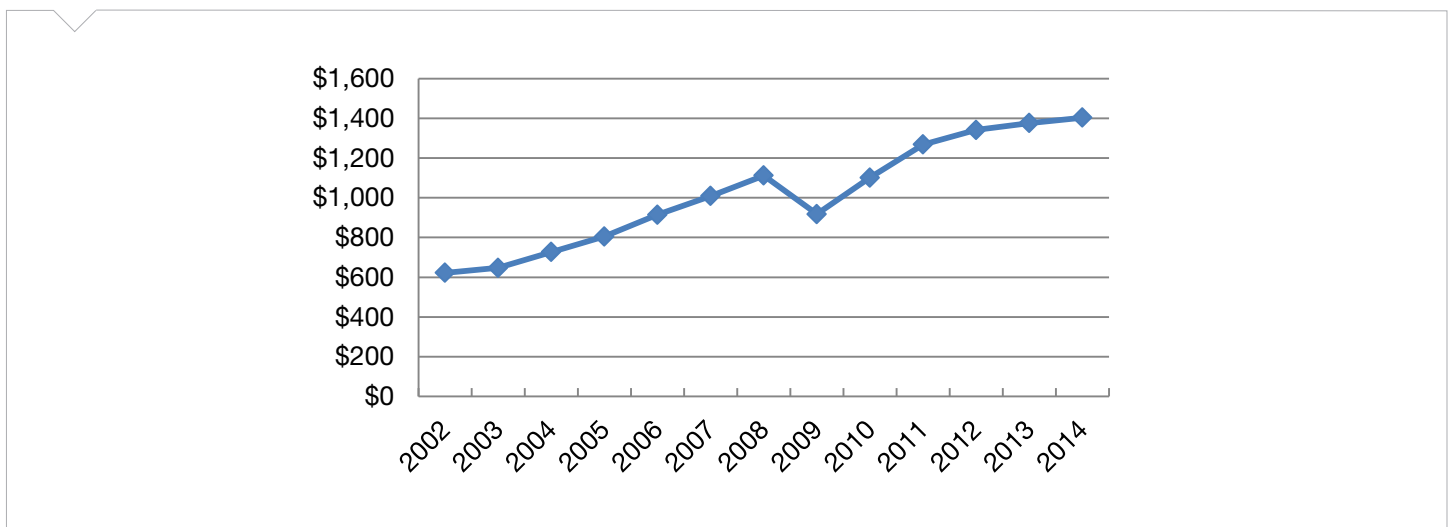
Manufactured Goods to Free Trade Agreement Partners (\$billions, 2014) \$674.01
(Percent of total exports, 2014) 48.04%

Top Five Export Markets (Percent of total manufactured goods exports, 2014) 48.24%

- Canada (19.23%)
- Mexico (15.38%)
- China (6.50%)
- Japan (3.90%)
- United Kingdom (3.23%)

Sources: International Trade Administration, U.S. Census Bureau

Figure 3: United States's Manufactured Goods Exports, in Billions of Dollars, 2000-2014



Additional Trade Facts

- In 2014, manufacturers in the United States sold \$55.0 billion more in manufactured goods to our FTA partners than we bought from them. The United States has a manufactured trade deficit of \$579.2 billion from countries where no FTAs existed.
- FTA countries: Australia, Bahrain, Canada, Chile, Columbia, Costa Rica, Dominican Republic, El Salvador, Guatemala, Honduras, Israel, Jordan, Mexico, Morocco, Nicaragua, Oman, Panama, Peru, Singapore and South Korea.
- Visit www.nam.org/statedata or www.nam.org/trade for more information.