

Wyoming Manufacturing Facts

Manufacturers in Wyoming account for 5.26 percent of the total output in the state, employing 3.30 percent of the workforce. Total output from manufacturing was \$2.39 billion in 2013. In addition, there were 9,800 manufacturing employees in Wyoming in 2014, with an average annual compensation of \$64,568 in 2013.

Manufacturing Output and Firms

Total Manufacturing Output (\$billions, 2013)
(Percent share of total gross state product) \$2.39
5.26%

Manufacturing Firms in Wyoming (2012) 522

Employment and Compensation

Manufacturing Employment (2014)
(Percent share of nonfarm employment) 9,800
3.30%

Average Annual Compensation
(Manufacturing, 2013) \$64,568
(Nonfarm Businesses, 2013) \$44,964

Sources: U.S. Bureau of Economic Analysis and the U.S. Census Bureau

Figure 1: Wyoming Manufacturing Output, in Billions of Dollars, 2000–2013

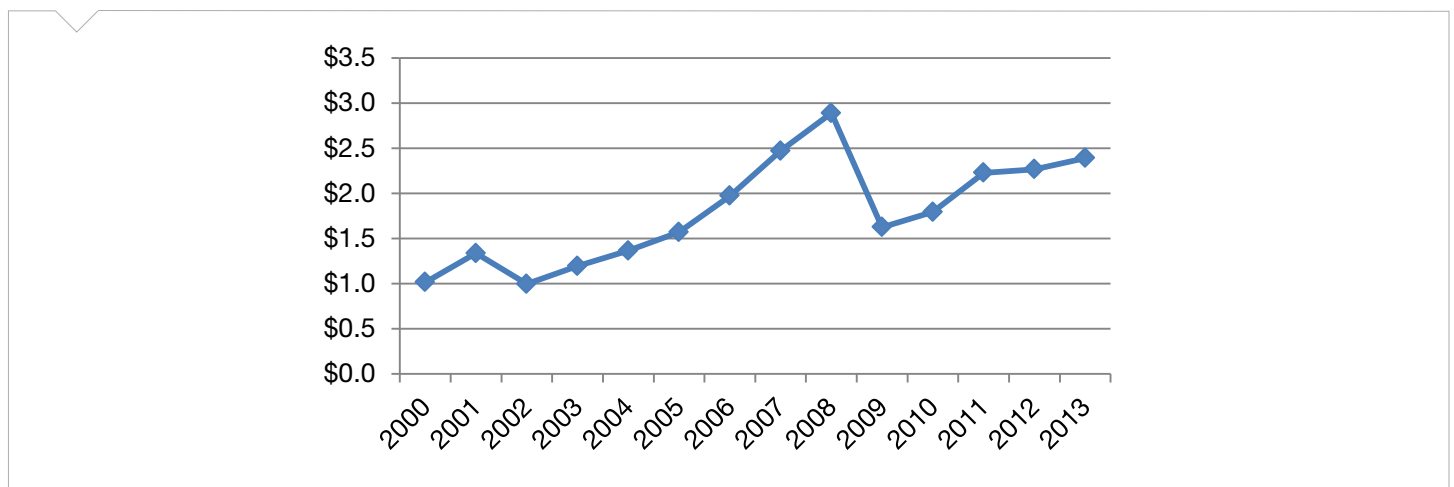
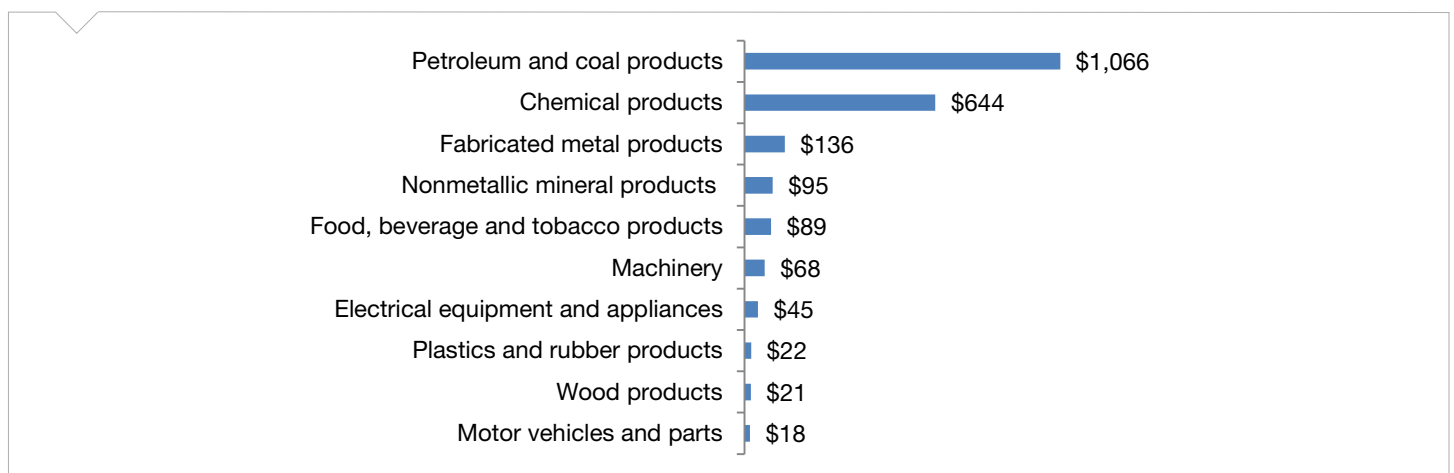


Figure 2: Top 10 Wyoming Manufacturing Sectors, in Millions of Dollars, 2012



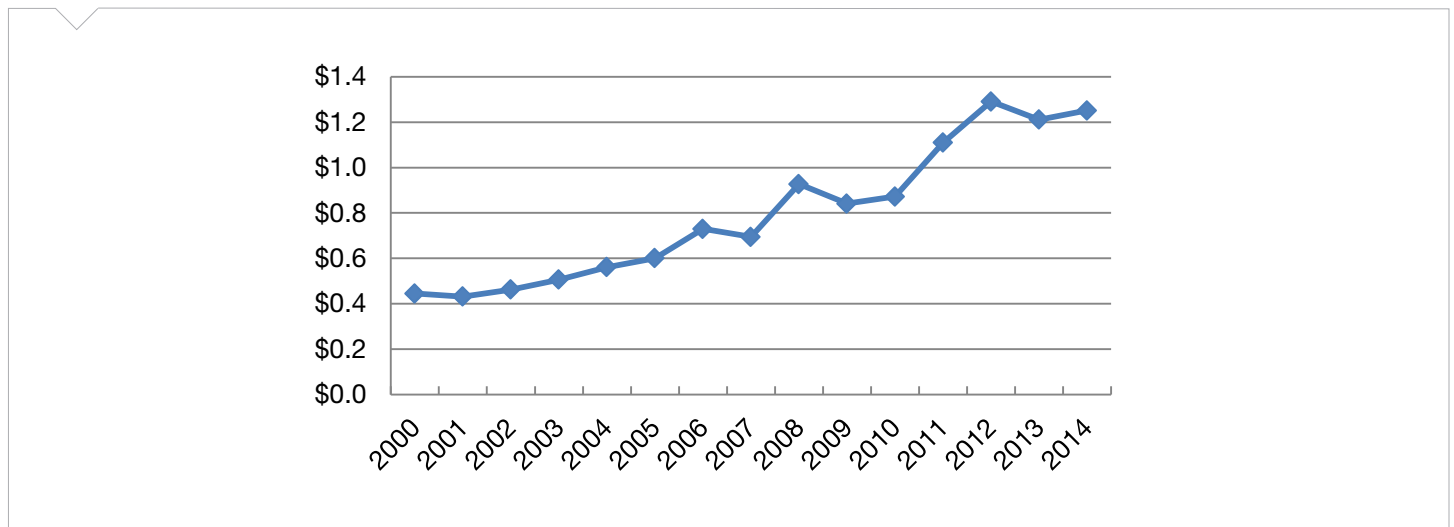
Wyoming Export Facts

Manufacturers help to drive Wyoming's economy, with \$1.25 billion in manufactured goods exports in 2014. That same year, \$0.52 billion in exports was with our free trade agreement (FTA) partners. This helps create jobs in the state, and 19.00 percent of its employment stemmed from exports in 2011. Small businesses comprised 73.80 percent of all exporters in Wyoming.

Manufactured Goods Exports (\$billions, 2014) (Percent share of total goods exports)	\$1.25 71.20%	Manufactured Goods to Free Trade Agreement Partners (\$billions, 2014) (Percent of total exports, 2014)	\$0.52 41.42%
Growth in Manufactured Goods Exports (2009–2014)	48.69%	Top Five Export Markets (Percent of total manufactured goods exports, 2014)	48.79%
U.S. Jobs Supported by Goods Exports (2013)	6,111	<ul style="list-style-type: none"> • Canada (19.91%) • Brazil (12.22%) • Indonesia (6.84%) • Chile (4.95%) • Japan (4.87%) 	
Employment from Manufacturing Exports (Export share of manufacturing jobs, 2011)	19.00%		
Small Business Share of Total Exporters (2013)	73.80%		

Sources: International Trade Administration, U.S. Census Bureau

Figure 3: Wyoming's Manufactured Goods Exports, in Billions of Dollars, 2000-2014



Additional Trade Facts

- In 2014, manufacturers in the United States sold \$55.0 billion more in manufactured goods to our FTA partners than we bought from them. The United States has a manufactured trade deficit of \$579.2 billion from countries where no FTAs existed.
- FTA countries: Australia, Bahrain, Canada, Chile, Columbia, Costa Rica, Dominican Republic, El Salvador, Guatemala, Honduras, Israel, Jordan, Mexico, Morocco, Nicaragua, Oman, Panama, Peru, Singapore and South Korea.
- Visit www.nam.org/statedata or www.nam.org/trade for more information.