

# United States Manufacturing Facts

Manufacturers account for 12.1 percent of the total output in the United States, employing 8.6 percent of the workforce. Total output from manufacturing was \$2,167.80 billion in 2015. In addition, there were 12,347,700 manufacturing employees in the U.S. in 2016, with an average annual compensation of \$81,289 in 2015.

## Manufacturing Output and Firms

Total Manufacturing Output (\$billions, 2015) \$2,167.80  
(Percent share of total gross state product) 12.1%

Manufacturing Firms in United States (2014) 251,901

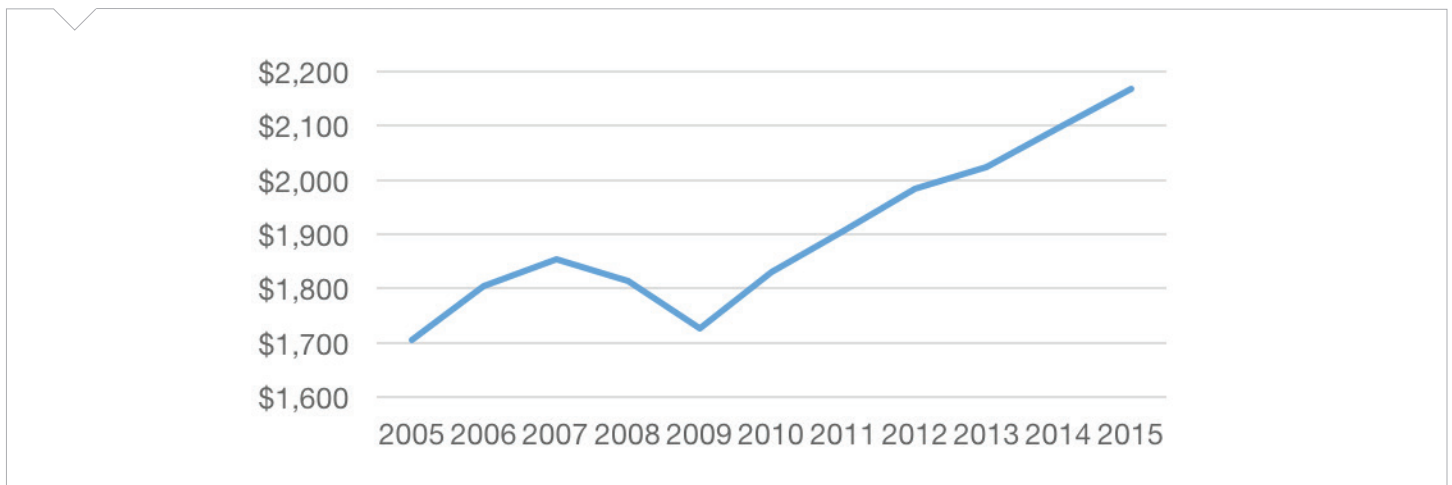
## Employment and Compensation

Manufacturing Employment (2016) 12,347,700  
(Percent share of nonfarm employment) 8.6%

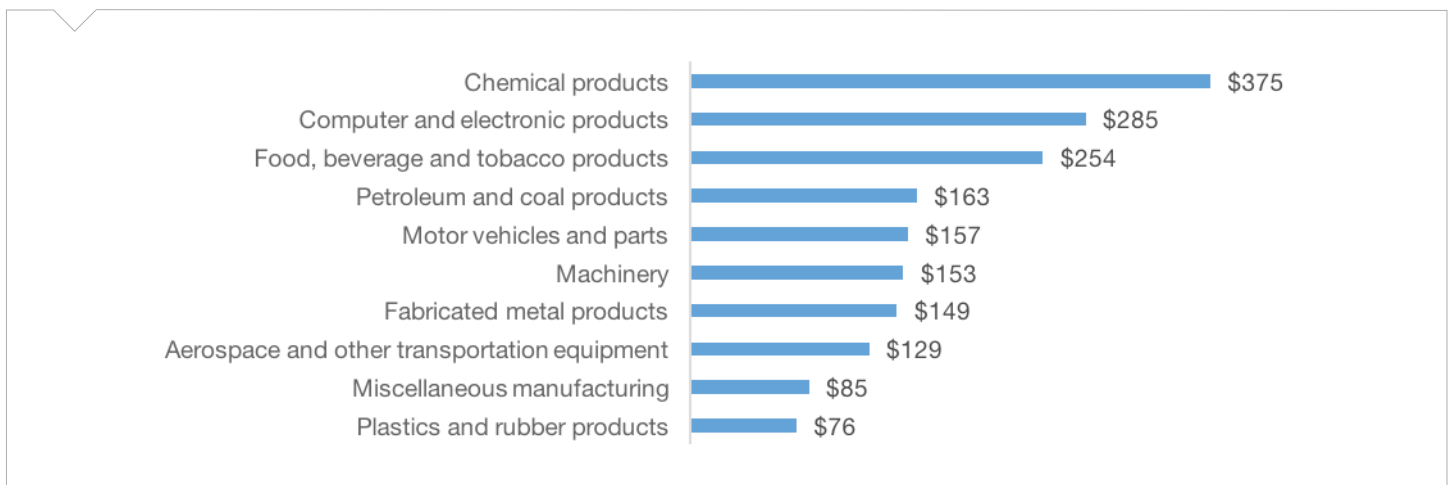
Average Annual Compensation (Manufacturing, 2015) \$81,289  
(Nonfarm Businesses, 2015) \$63,830

Sources: U.S. Bureau of Economic Analysis and the U.S. Census Bureau

**Figure 1:** United States Manufacturing Output, in Billions of Dollars, 2005–2015



**Figure 2:** Top 10 United States Manufacturing Sectors, in Billions of Dollars, 2014



# United States Export Facts

Manufacturers help to drive the U.S. economy, with \$1,265.36 billion in manufactured goods exports in 2016. That same year, our free trade agreement (FTA) partnerships purchased \$602.92 billion in exports. Small businesses comprised 96.6 percent of all exporters in the United States.

Manufactured Goods Exports (\$billions, 2016) \$1,265.36  
(Percent share of total goods exports) 87.04%

Growth in Manufactured Goods Exports (2010–2016) 14.89%

Small Business Share of Total Exporters (2015) 96.6%

Manufactured Goods to Free Trade Agreement Partners (\$billions, 2016) \$602.92  
(Percent of total exports, 2016) 47.65%

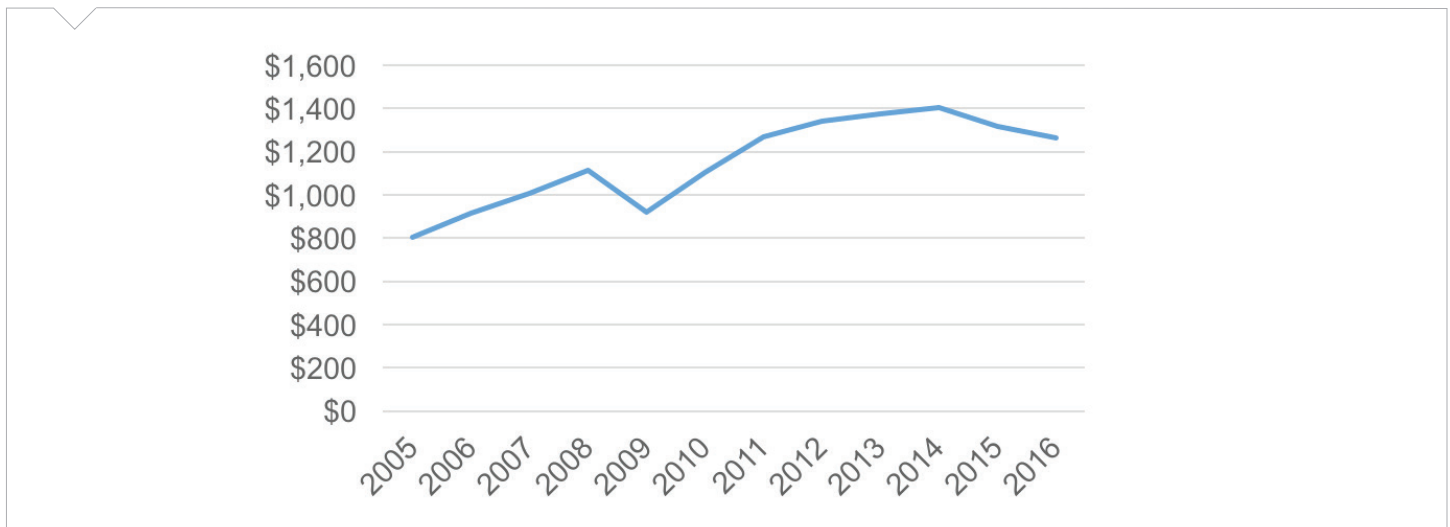
Total Manufactured Goods Exports to Canada and Mexico (\$billions, 2016) \$445.65  
(Percent of total exports, 2016) 35.22%

Top Five Export Markets (Percent of total manufactured goods exports, 2015) 49.97%

- Canada (18.69%)
- Mexico (16.53%)
- China (6.84%)
- Japan (4.14%)
- United Kingdom (3.77%)

Sources: International Trade Administration, U.S. Census Bureau

**Figure 3:** United States's Manufactured Goods Exports, in Billions of Dollars, 2000-2016



## Additional Trade Facts

- The 20 U.S. FTA partners purchased nearly 48 percent (\$603 billion) of U.S. manufactured goods exports in 2016 – even though these countries represent only six percent of the world's population and 10 percent of GDP.
- FTA countries: Australia, Bahrain, Canada, Chile, Columbia, Costa Rica, Dominican Republic, El Salvador, Guatemala, Honduras, Israel, Jordan, Mexico, Morocco, Nicaragua, Oman, Panama, Peru, Singapore and South Korea.
- Visit [www.nam.org/statedata](http://www.nam.org/statedata) or [www.nam.org/trade](http://www.nam.org/trade) for more information.