

Vermont Manufacturing Facts

Manufacturers in Vermont account for 9.09 percent of the total output in the state, employing 9.6 percent of the workforce. Total output from manufacturing was \$2.76 billion in 2015. In addition, there were 30,300 manufacturing employees in Vermont in 2016, with an average annual compensation of \$62,384 in 2015.

Manufacturing Output and Firms

Total Manufacturing Output (*\$billions, 2015*) \$2.76
 (Percent share of total gross state product) 9.09%

Manufacturing Firms in Vermont (2014) 943

Employment and Compensation

Manufacturing Employment (2016) 30,300
 (Percent share of nonfarm employment) 9.6%

Average Annual Compensation
 (Manufacturing, 2015) \$62,384
 (Nonfarm Businesses, 2015) \$41,622

Sources: U.S. Bureau of Economic Analysis and the U.S. Census Bureau

Figure 1: Vermont Manufacturing Output, in Billions of Dollars, 2005–2015

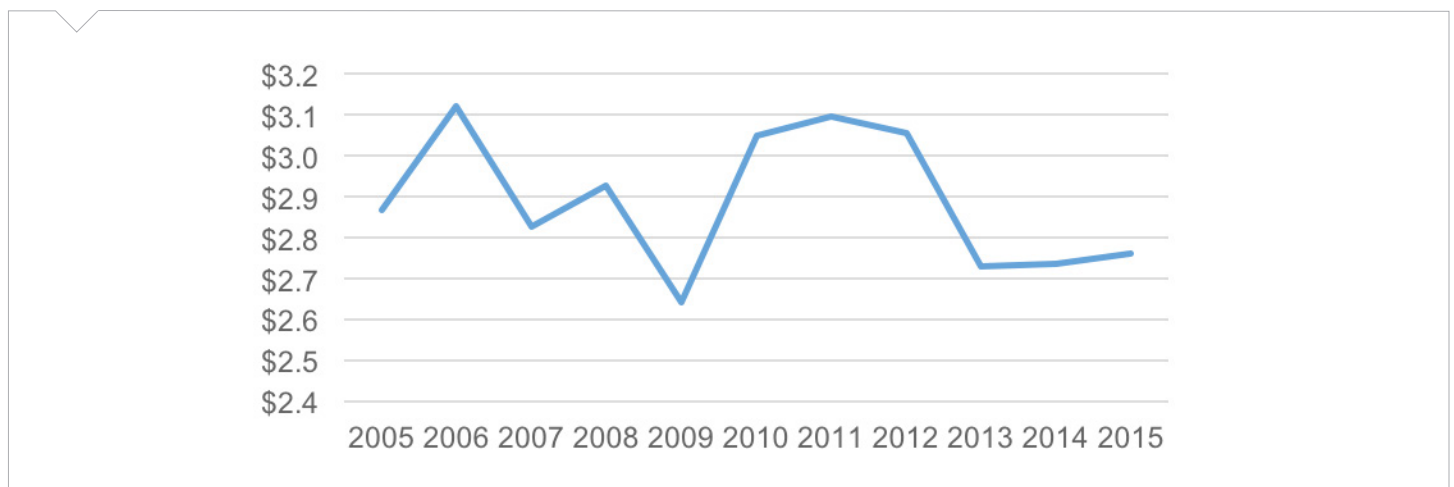
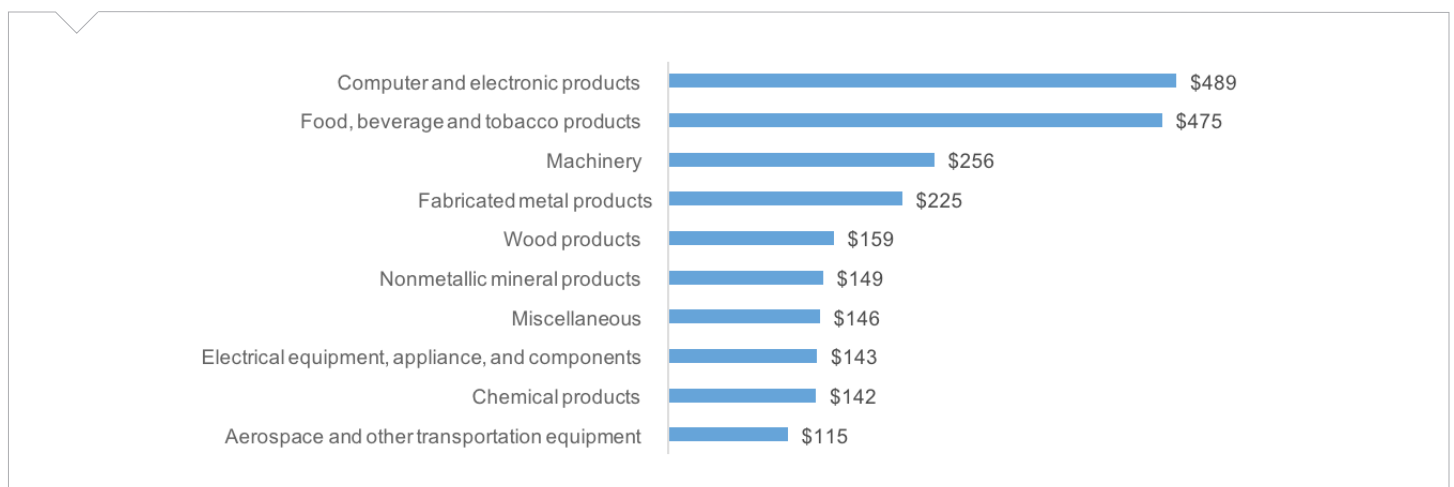


Figure 2: Top 10 Vermont Manufacturing Sectors, in Millions of Dollars, 2014



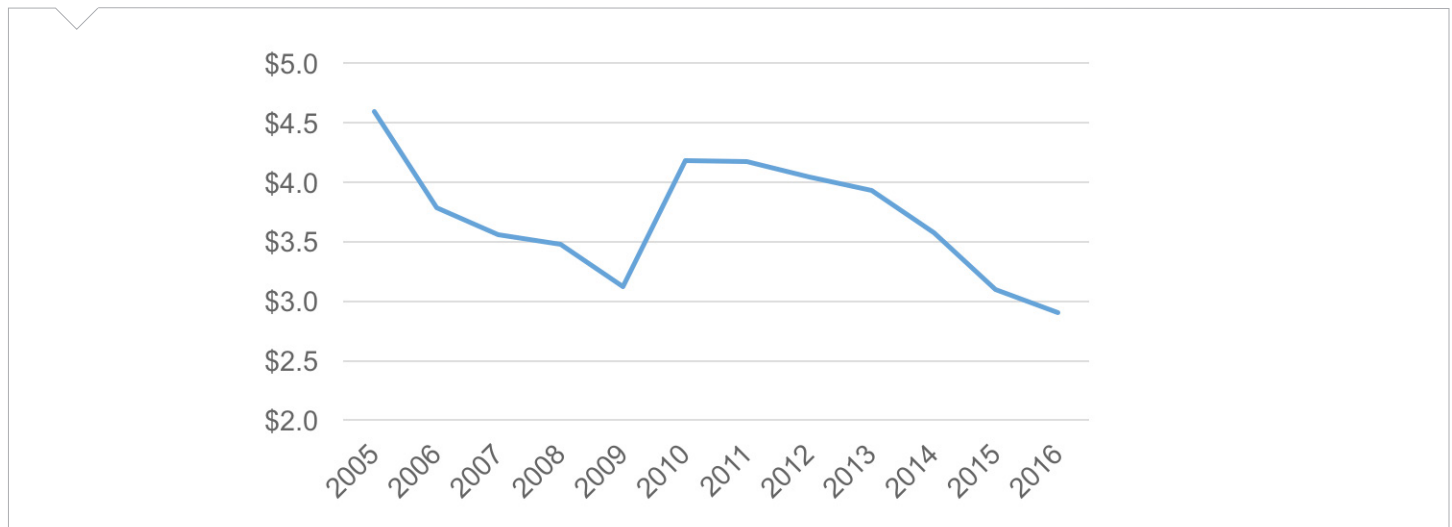
Vermont Export Facts

Manufacturers help to drive Vermont's economy, with \$2.90 billion in manufactured goods exports in 2016. That same year, \$1.51 billion in exports was with our free trade agreement (FTA) partners. This helps create jobs in the state, and 20.70 percent of its employment stemmed from exports in 2011. Small businesses comprised 85.0 percent of all exporters in Vermont.

Manufactured Goods Exports (\$billions, 2016) (Percent share of total goods exports)	\$2.90 97.16%	Manufactured Goods to Free Trade Agreement Partners (\$billions, 2016) (Percent of total exports, 2016)	\$1.51 52.02%
U.S. Jobs Supported by Goods Exports (2015)	12,698	Total Manufactured Goods Exports to Canada and Mexico (\$billions, 2016) (Percent of total exports, 2016)	\$1.26 43.53%
Employment from Manufacturing Exports (Export share of manufacturing jobs, 2011)	20.70%	Top Five Export Markets (Percent of total manufactured goods exports, 2015)	68.84%
Small Business Share of Total Exporters (2015)	85.0%	<ul style="list-style-type: none"> • Canada (39.16%) • Hong Kong (12.06%) • Malaysia (6.63%) • China (5.73%) • South Korea (5.27%) 	

Sources: International Trade Administration, U.S. Census Bureau

Figure 3: Vermont's Manufactured Goods Exports, in Billions of Dollars, 2000-2016



Additional Trade Facts

- The 20 U.S. FTA partners purchased nearly 48 percent (\$603 billion) of U.S. manufactured goods exports in 2016 – even though these countries represent only six percent of the world's population and 10 percent of GDP.
- FTA countries: Australia, Bahrain, Canada, Chile, Columbia, Costa Rica, Dominican Republic, El Salvador, Guatemala, Honduras, Israel, Jordan, Mexico, Morocco, Nicaragua, Oman, Panama, Peru, Singapore and South Korea.
- Visit www.nam.org/statedata or www.nam.org/trade for more information.