

Wisconsin Manufacturing Facts

Manufacturers in Wisconsin account for 18.95 percent of the total output in the state, employing 16.1 percent of the workforce. Total output from manufacturing was \$57.93 billion in 2015. In addition, there were 472,400 manufacturing employees in Wisconsin in 2016, with an average annual compensation of \$68,878 in 2015.

Manufacturing Output and Firms

Total Manufacturing Output (\$billions, 2015) \$57.93
(Percent share of total gross state product) 18.95%

Manufacturing Firms in Wisconsin (2014) 7,865

Employment and Compensation

Manufacturing Employment (2016) 472,400
(Percent share of nonfarm employment) 16.1%

Average Annual Compensation (Manufacturing, 2015) \$68,878
(Nonfarm Businesses, 2015) \$47,656

Sources: U.S. Bureau of Economic Analysis and the U.S. Census Bureau

Figure 1: Wisconsin Manufacturing Output, in Billions of Dollars, 2005–2015

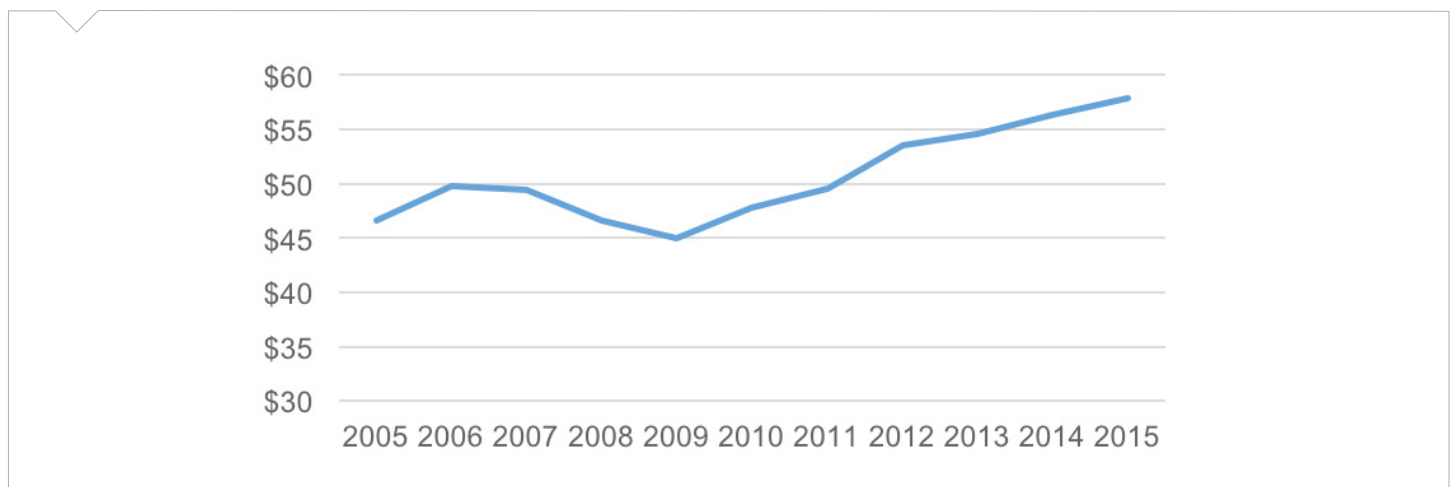
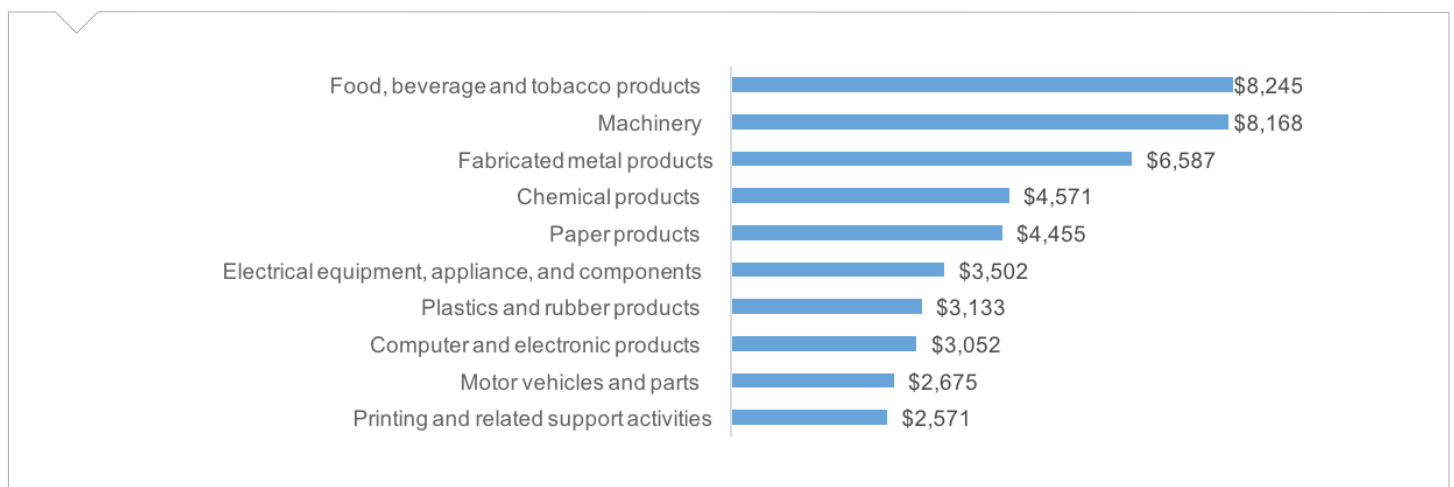


Figure 2: Top 10 Wisconsin Manufacturing Sectors, in Millions of Dollars, 2014



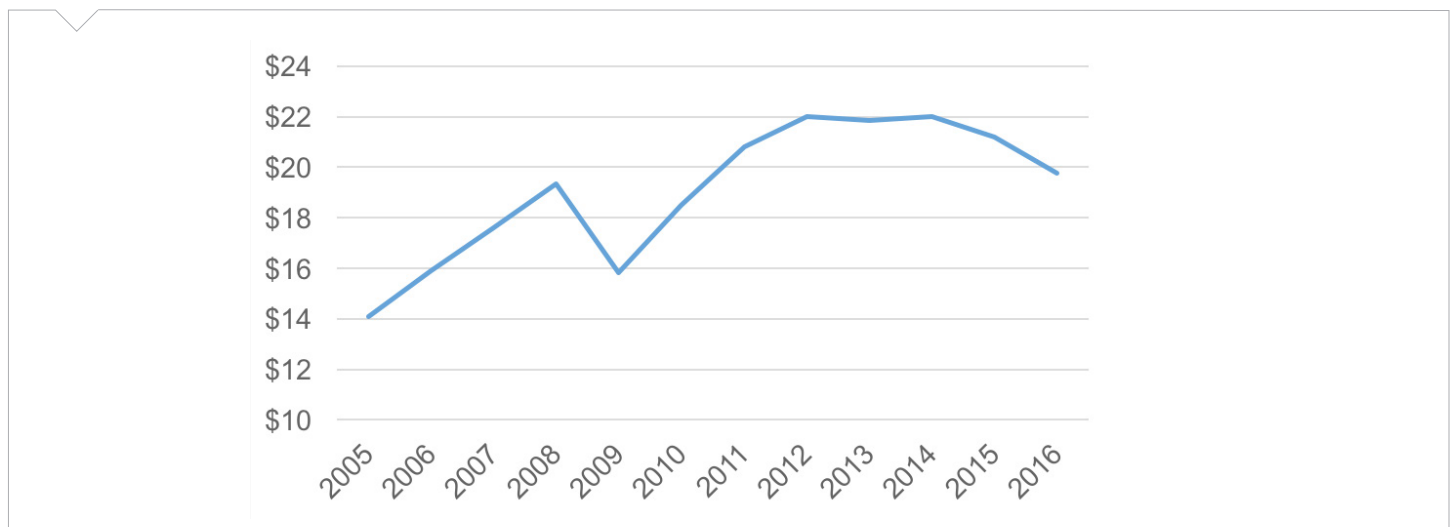
Wisconsin Export Facts

Manufacturers help to drive Wisconsin's economy, with \$19.76 billion in manufactured goods exports in 2016. That same year, \$10.84 billion in exports was with our free trade agreement (FTA) partners. This helps create jobs in the state, and 20.20 percent of its employment stemmed from exports in 2011. Small businesses comprised 87.0 percent of all exporters in Wisconsin.

Manufactured Goods Exports (\$billions, 2016) (Percent share of total goods exports)	\$19.76 94.07%	Manufactured Goods to Free Trade Agreement Partners (\$billions, 2016) (Percent of total exports, 2016)	\$10.84 54.87%
Growth in Manufactured Goods Exports (2010–2016)	6.94%	Total Manufactured Goods Exports to Canada and Mexico (\$billions, 2016) (Percent of total exports, 2016)	\$8.94 45.25%
U.S. Jobs Supported by Goods Exports (2015)	118,958	Top Five Export Markets (Percent of total manufactured goods exports, 2015)	60.20%
Employment from Manufacturing Exports (Export share of manufacturing jobs, 2011)	20.20%	<ul style="list-style-type: none"> • Canada (31.52%) • Mexico (13.73%) • China (6.83%) • Japan (4.24%) • United Kingdom (3.88%) 	
Small Business Share of Total Exporters (2015)	87.0%		

Sources: International Trade Administration, U.S. Census Bureau

Figure 3: Wisconsin's Manufactured Goods Exports, in Billions of Dollars, 2000-2016



Additional Trade Facts

- The 20 U.S. FTA partners purchased nearly 48 percent (\$603 billion) of U.S. manufactured goods exports in 2016 – even though these countries represent only six percent of the world's population and 10 percent of GDP.
- FTA countries: Australia, Bahrain, Canada, Chile, Columbia, Costa Rica, Dominican Republic, El Salvador, Guatemala, Honduras, Israel, Jordan, Mexico, Morocco, Nicaragua, Oman, Panama, Peru, Singapore and South Korea.
- Visit www.nam.org/statedata or www.nam.org/trade for more information.