

# Alabama Manufacturing Facts

Manufacturers in Alabama account for 17.71 percent of the total output in the state, employing 12.99 percent of the workforce. Total output from manufacturing was \$35.32 billion in 2014. In addition, there were 252,700 manufacturing employees in Alabama in 2015, with an average annual compensation of \$60,945 in 2013.

## Manufacturing Output and Firms

Total Manufacturing Output (\$billions, 2014)  
(Percent share of total gross state product)      \$35.32  
17.71%

Manufacturing Firms in Alabama (2012)      3,865

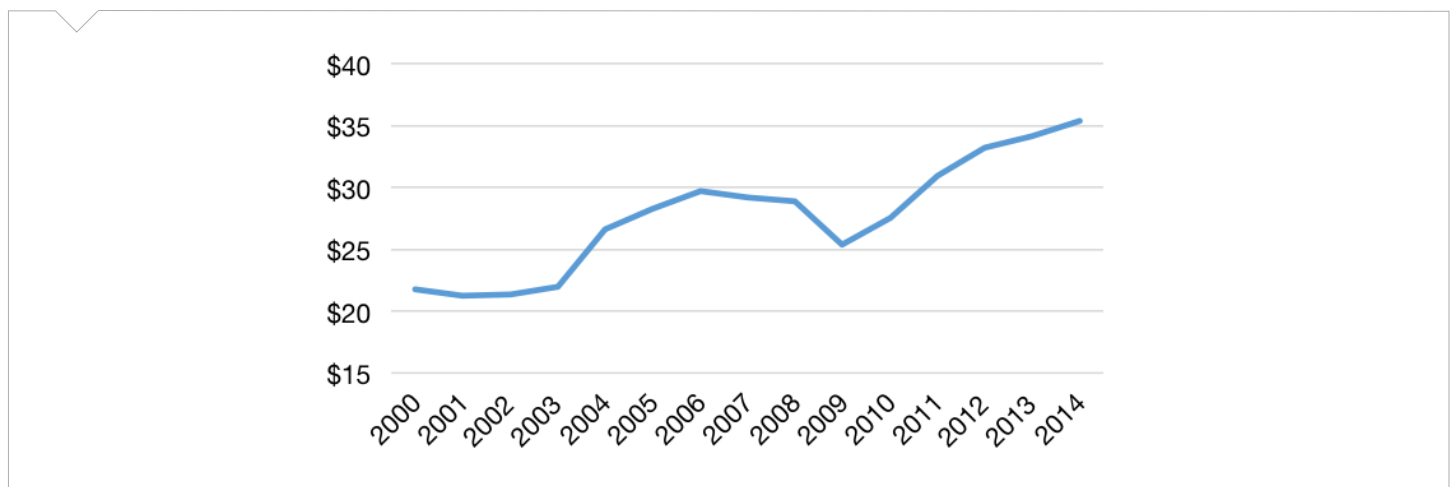
## Employment and Compensation

Manufacturing Employment (2015)  
(Percent share of nonfarm employment)      252,700  
12.99%


Average Annual Compensation  
(Manufacturing, 2013)      \$60,945  
(Nonfarm Businesses, 2013)      \$41,089

Sources: U.S. Bureau of Economic Analysis and the U.S. Census Bureau

**Figure 1:** Alabama Manufacturing Output, in Billions of Dollars, 2000–2014



**Figure 2:** Top 10 Alabama Manufacturing Sectors, in Millions of Dollars, 2013



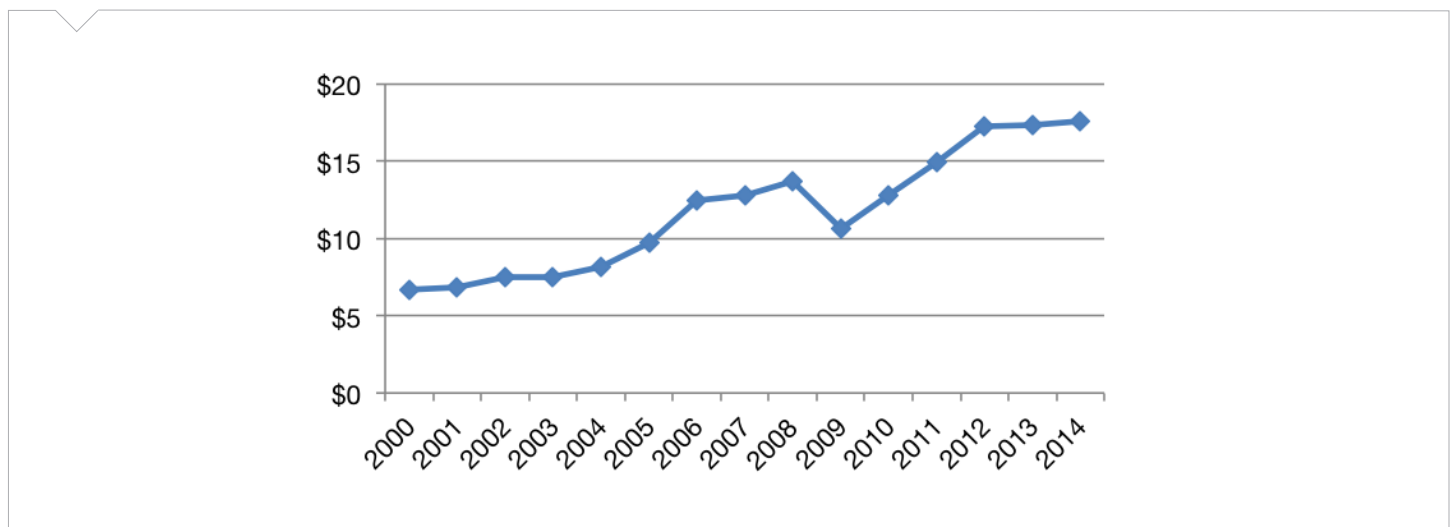
# Alabama Export Facts

Manufacturers help to drive Alabama's economy, with \$17.63 billion in manufactured goods exports in 2014. That same year, \$8.29 billion in exports was with our free trade agreement (FTA) partners. This helps create jobs in the state, and 25.30% percent of its employment stemmed from exports in 2011. Small businesses comprised 81.7 percent of all exporters in Alabama.

Manufactured Goods Exports (\$billions, 2014) (Percent share of total goods exports)	\$17.63 90.35%	Manufactured Goods to Free Trade Agreement Partners (\$billions, 2014) (Percent of total exports, 2014)	\$8.29 47.00%
Growth in Manufactured Goods Exports (2009–2014)	65.37%	Top Five Export Markets (Percent of total manufactured goods exports, 2013)	66.59%
U.S. Jobs Supported by Goods Exports (2013)	99,054	<ul style="list-style-type: none"> <li>• Canada (23.95%)</li> <li>• China (16.07%)</li> <li>• Mexico (12.81%)</li> <li>• Germany (10.88%)</li> <li>• Japan (2.89%)</li> </ul>	
Employment from Manufacturing Exports (Export share of manufacturing jobs, 2011)	25.30%		
Small Business Share of Total Exporters (2013)	81.7%		

Sources: International Trade Administration, U.S. Census Bureau

**Figure 3:** Alabama's Manufactured Goods Exports, in Billions of Dollars, 2000-2014



## Additional Trade Facts

- In 2014, manufacturers in the United States sold \$55.0 billion more in manufactured goods to our FTA partners than we bought from them. The United States has a manufactured trade deficit of \$579.2 billion from countries where no FTAs existed.
- FTA countries: Australia, Bahrain, Canada, Chile, Columbia, Costa Rica, Dominican Republic, El Salvador, Guatemala, Honduras, Israel, Jordan, Mexico, Morocco, Nicaragua, Oman, Panama, Peru, Singapore and South Korea.
- Visit [www.nam.org/statedata](http://www.nam.org/statedata) or [www.nam.org/trade](http://www.nam.org/trade) for more information.