

Connecticut Manufacturing Facts

Manufacturers in Connecticut account for 10.68 percent of the total output in the state, employing 9.49 percent of the workforce. Total output from manufacturing was \$27.03 billion in 2014. In addition, there were 160,500 manufacturing employees in Connecticut in 2015, with an average annual compensation of \$95,671 in 2013.

Manufacturing Output and Firms

Total Manufacturing Output (\$billions, 2014)
(Percent share of total gross state product) \$27.03
10.68%

Manufacturing Firms in Connecticut (2012) 4,152

Employment and Compensation

Manufacturing Employment (2015)
(Percent share of nonfarm employment) 160,500
9.49%

Average Annual Compensation
(Manufacturing, 2013) \$95,671
(Nonfarm Businesses, 2013) \$57,768

Sources: U.S. Bureau of Economic Analysis and the U.S. Census Bureau

Figure 1: Connecticut Manufacturing Output, in Billions of Dollars, 2000–2014

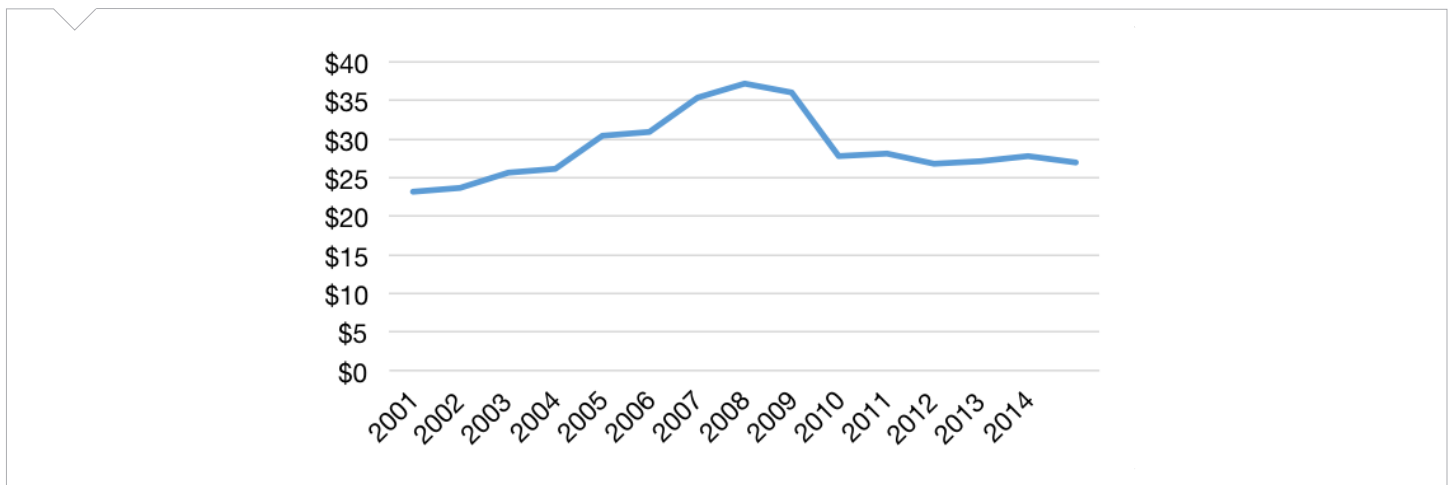
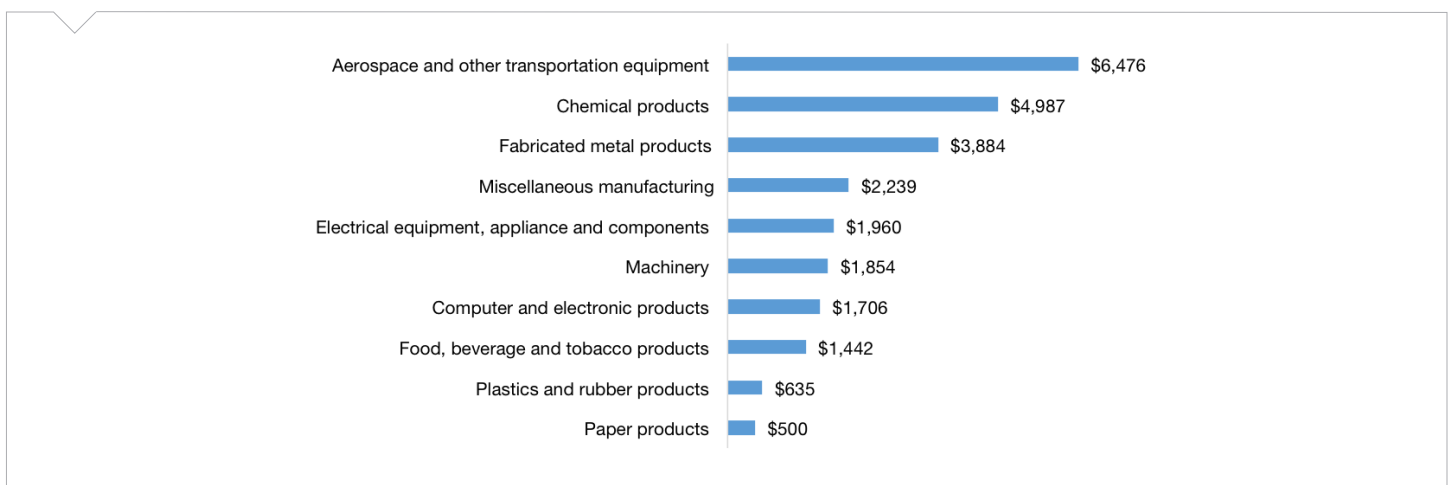


Figure 2: Top 10 Connecticut Manufacturing Sectors, in Millions of Dollars, 2013



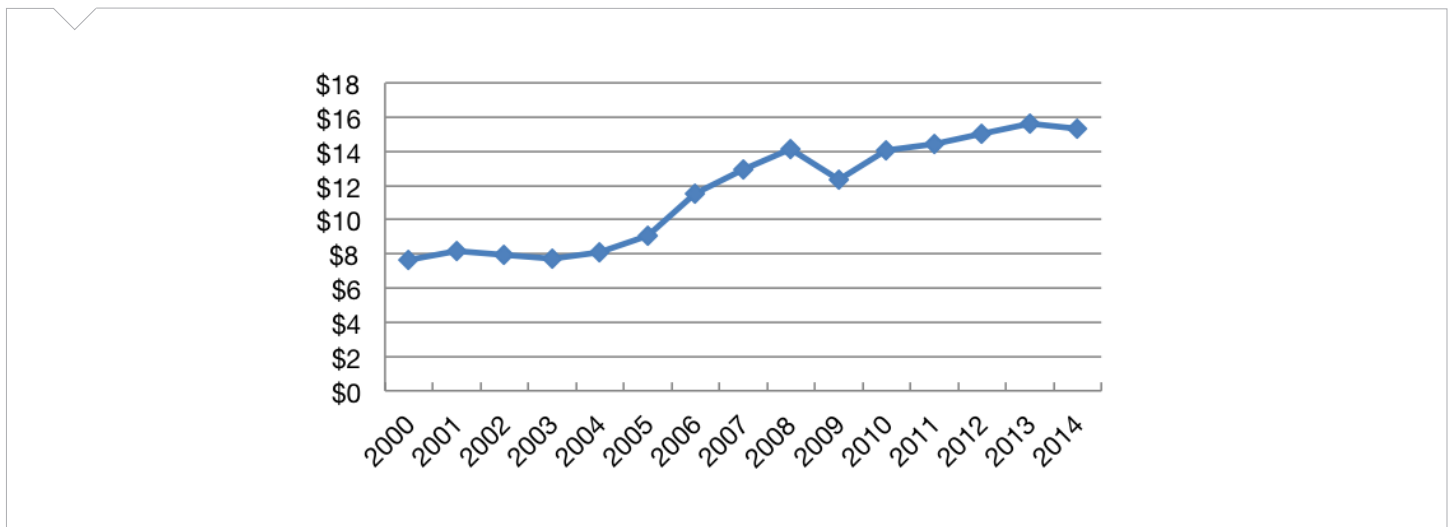
Connecticut Export Facts

Manufacturers help to drive Connecticut's economy, with \$15.35 billion in manufactured goods exports in 2014. That same year, \$4.50 billion in exports was with our free trade agreement (FTA) partners. This helps create jobs in the state, and 27.40% percent of its employment stemmed from exports in 2011. Small businesses comprised 88.8 percent of all exporters in Connecticut.

Manufactured Goods Exports (\$billions, 2014) (Percent share of total goods exports)	\$15.35 96.29%	Manufactured Goods to Free Trade Agreement Partners (\$billions, 2014) (Percent of total exports, 2014)	\$4.50 29.32%
Growth in Manufactured Goods Exports (2009–2014)	24.41%	Top Five Export Markets (Percent of total manufactured goods exports, 2013)	53.83%
U.S. Jobs Supported by Goods Exports (2013)	76,291	<ul style="list-style-type: none"> • France (14.29%) • Canada (11.97%) • Germany (11.97%) • Mexico (8.24%) • United Arab Emirates (7.36%) 	
Employment from Manufacturing Exports (Export share of manufacturing jobs, 2011)	27.40%		
Small Business Share of Total Exporters (2013)	88.8%		

Sources: International Trade Administration, U.S. Census Bureau

Figure 3: Connecticut's Manufactured Goods Exports, in Billions of Dollars, 2000-2014



Additional Trade Facts

- In 2014, manufacturers in the United States sold \$55.0 billion more in manufactured goods to our FTA partners than we bought from them. The United States has a manufactured trade deficit of \$579.2 billion from countries where no FTAs existed.
- FTA countries: Australia, Bahrain, Canada, Chile, Columbia, Costa Rica, Dominican Republic, El Salvador, Guatemala, Honduras, Israel, Jordan, Mexico, Morocco, Nicaragua, Oman, Panama, Peru, Singapore and South Korea.
- Visit www.nam.org/statedata or www.nam.org/trade for more information.