

Florida Manufacturing Facts

Manufacturers in Florida account for 4.95 percent of the total output in the state, employing 4.17 percent of the workforce. Total output from manufacturing was \$41.60 billion in 2014. In addition, there were 336,200 manufacturing employees in Florida in 2015, with an average annual compensation of \$63,521 in 2013.

Manufacturing Output and Firms

Total Manufacturing Output (\$billions, 2014) \$41.60
(Percent share of total gross state product) 4.95%

Manufacturing Firms in Florida (2012) 12,162

Employment and Compensation

Manufacturing Employment (2015) 336,200
(Percent share of nonfarm employment) 4.17%

Average Annual Compensation
(Manufacturing, 2013) \$63,521
(Nonfarm Businesses, 2013) \$41,839

Sources: U.S. Bureau of Economic Analysis and the U.S. Census Bureau

Figure 1: Florida Manufacturing Output, in Billions of Dollars, 2000–2014

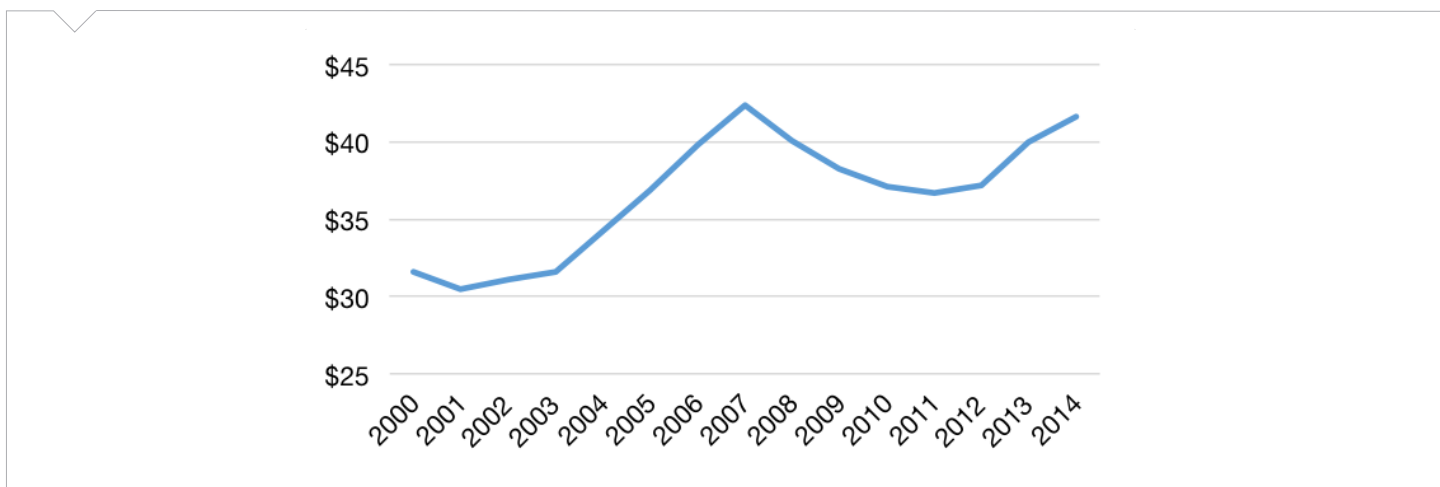
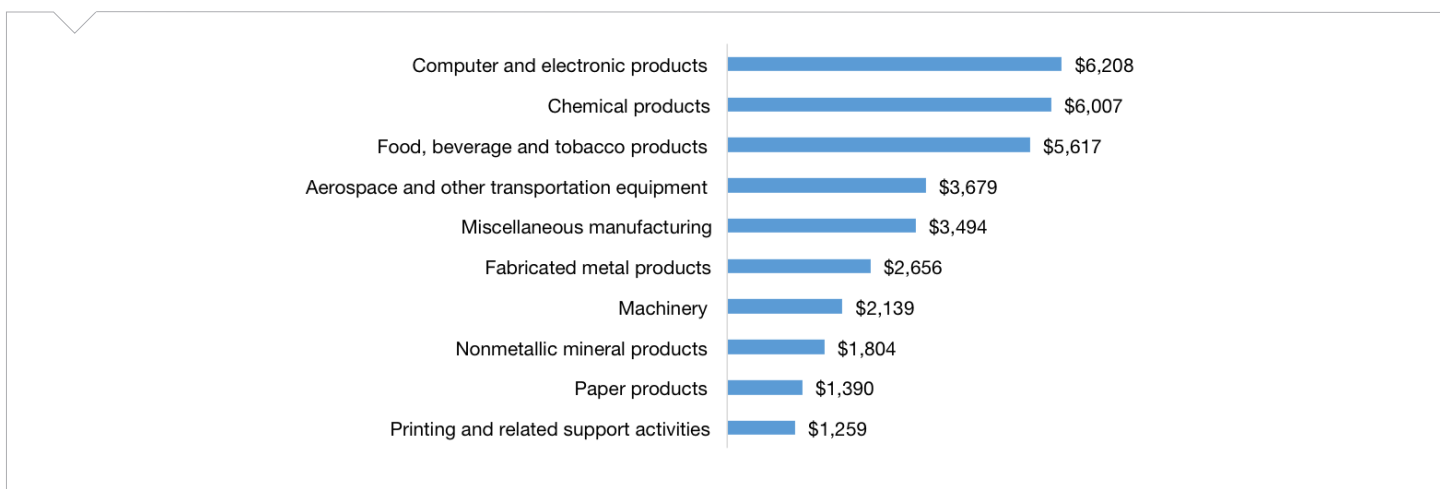


Figure 2: Top 10 Florida Manufacturing Sectors, in Millions of Dollars, 2013



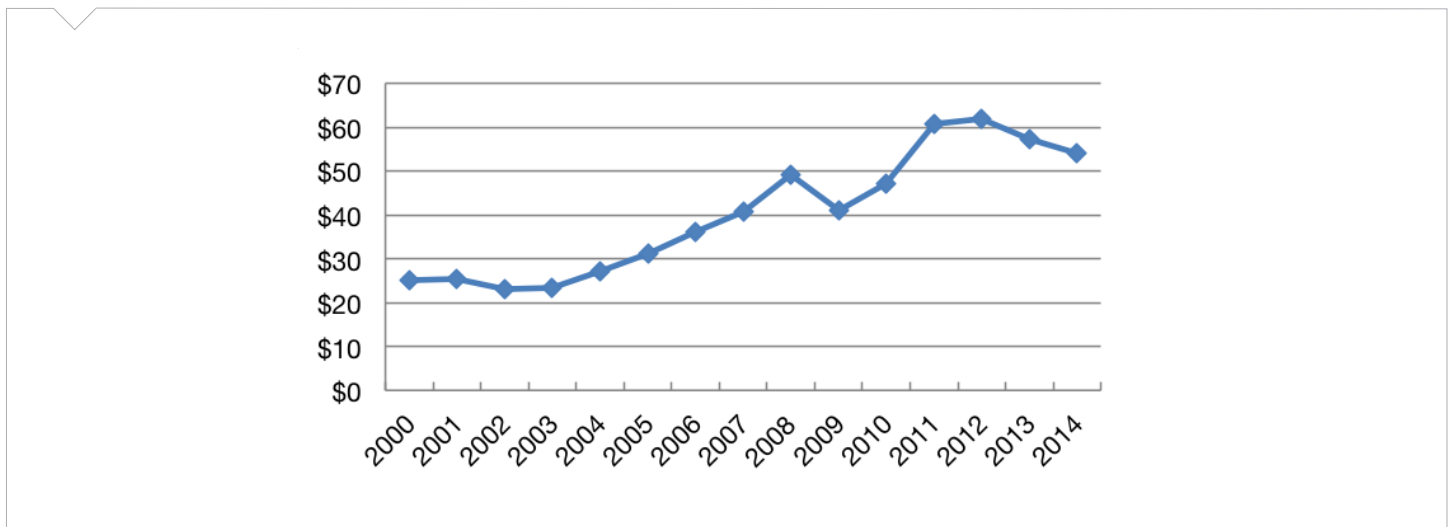
Florida Export Facts

Manufacturers help to drive Florida's economy, with \$54.01 billion in manufactured goods exports in 2014. That same year, \$20.08 billion in exports was with our free trade agreement (FTA) partners. This helps create jobs in the state, and 18.30% percent of its employment stemmed from exports in 2011. Small businesses comprised 95.4 percent of all exporters in Florida.

Manufactured Goods Exports (\$billions, 2014) (Percent share of total goods exports)	\$54.01 92.11%	Manufactured Goods to Free Trade Agreement Partners (\$billions, 2014) (Percent of total exports, 2014)	\$20.08 37.18%
Growth in Manufactured Goods Exports (2009–2014)	31.86%	Top Five Export Markets (Percent of total manufactured goods exports, 2013)	30.26%
U.S. Jobs Supported by Goods Exports (2013)	275,221	<ul style="list-style-type: none"> • Brazil (9.24%) • Canada (6.34%) • Colombia (5.63%) • Venezuela (4.73%) • Hong Kong (4.32%) 	
Employment from Manufacturing Exports (Export share of manufacturing jobs, 2011)	18.30%		
Small Business Share of Total Exporters (2013)	95.4%		

Sources: International Trade Administration, U.S. Census Bureau

Figure 3: Florida's Manufactured Goods Exports, in Billions of Dollars, 2000-2014



Additional Trade Facts

- In 2014, manufacturers in the United States sold \$55.0 billion more in manufactured goods to our FTA partners than we bought from them. The United States has a manufactured trade deficit of \$579.2 billion from countries where no FTAs existed.
- FTA countries: Australia, Bahrain, Canada, Chile, Columbia, Costa Rica, Dominican Republic, El Salvador, Guatemala, Honduras, Israel, Jordan, Mexico, Morocco, Nicaragua, Oman, Panama, Peru, Singapore and South Korea.
- Visit www.nam.org/statedata or www.nam.org/trade for more information.