

Hawaii Manufacturing Facts

Manufacturers in Hawaii account for 1.93 percent of the total output in the state, employing 2.15 percent of the workforce. Total output from manufacturing was \$1.50 billion in 2014. In addition, there were 13,600 manufacturing employees in Hawaii in 2015, with an average annual compensation of \$42,238 in 2013.

Manufacturing Output and Firms

Total Manufacturing Output (\$billions, 2014)
(Percent share of total gross state product) \$1.50
1.93%

Manufacturing Firms in Hawaii (2012) 764

Employment and Compensation

Manufacturing Employment (2015)
(Percent share of nonfarm employment) 13,600
2.15%

Average Annual Compensation
(Manufacturing, 2013) \$42,238
(Nonfarm Businesses, 2013) \$47,031

Sources: U.S. Bureau of Economic Analysis and the U.S. Census Bureau

Figure 1: Hawaii Manufacturing Output, in Billions of Dollars, 2000–2014

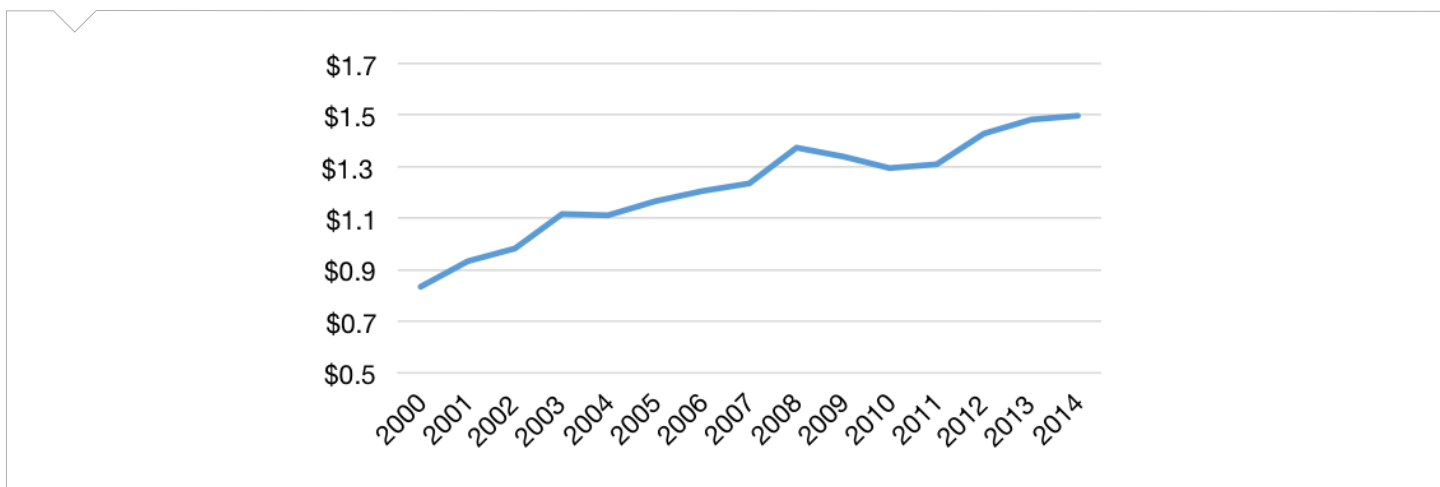
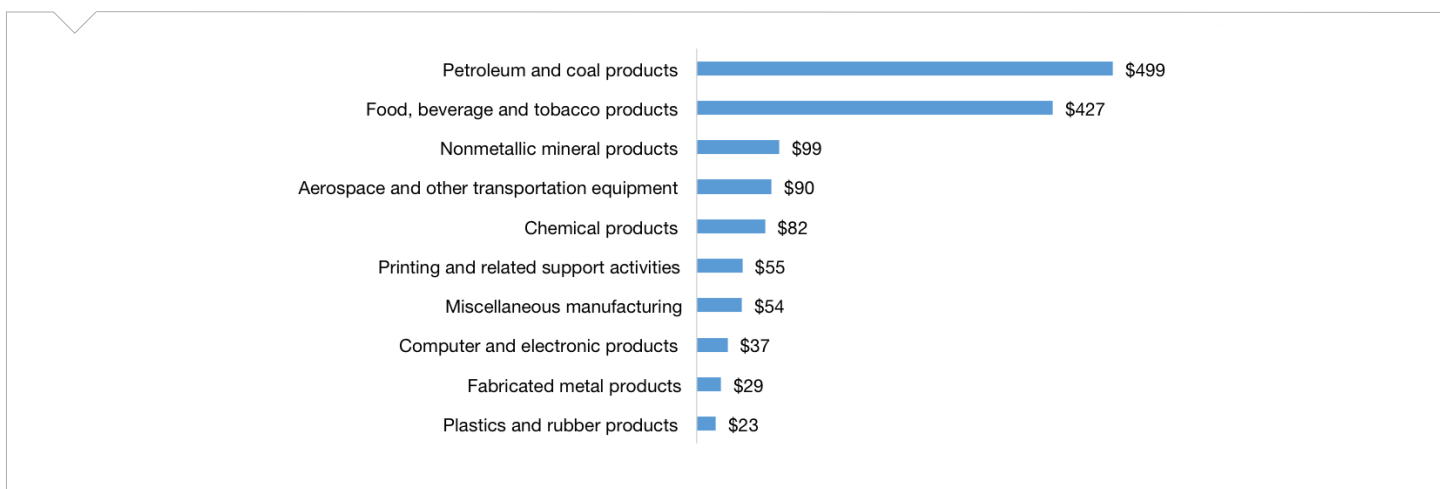


Figure 2: Top 10 Hawaii Manufacturing Sectors, in Millions of Dollars, 2013



Hawaii Export Facts

Manufacturers help to drive Hawaii's economy, with \$1.24 billion in manufactured goods exports in 2014. That same year, \$0.87 billion in exports was with our free trade agreement (FTA) partners. This helps create jobs in the state, and 4.70% percent of its employment stemmed from exports in 2011. Small businesses comprised 85.8 percent of all exporters in Hawaii.

Manufactured Goods Exports (\$billions, 2014) \$1.24
(Percent share of total goods exports) 85.35%

Growth in Manufactured Goods Exports (2009–2014) 172.14%

U.S. Jobs Supported by Goods Exports (2013) 2,708

Employment from Manufacturing Exports (Export share of manufacturing jobs, 2011) 4.70%

Small Business Share of Total Exporters (2013) 85.8%

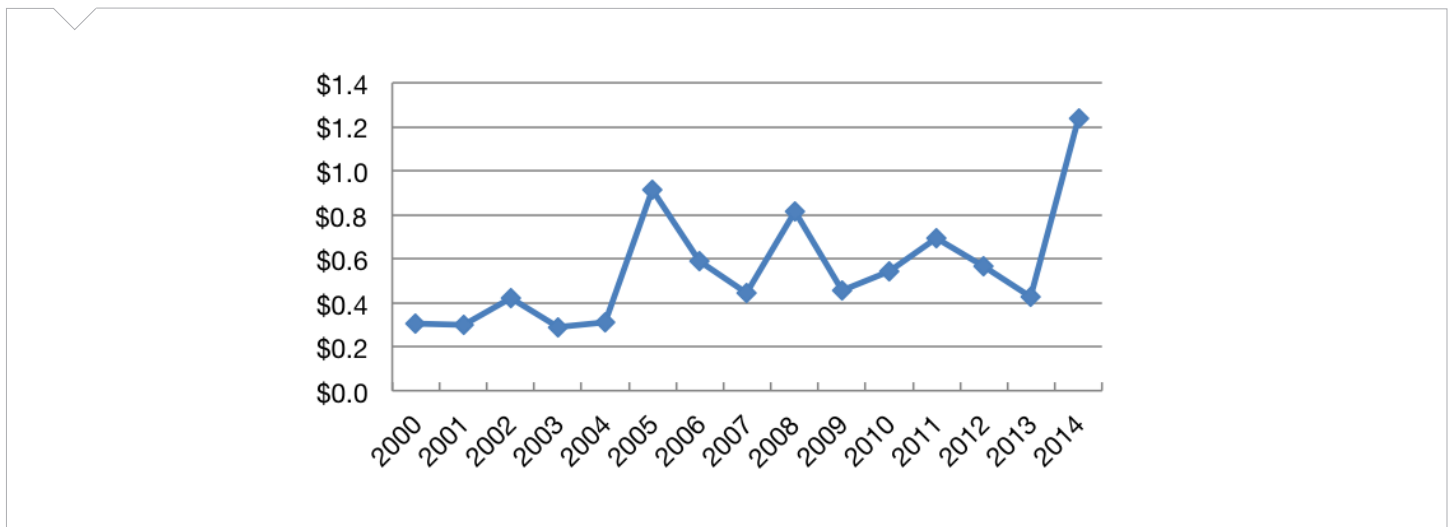
Manufactured Goods to Free Trade Agreement Partners (\$billions, 2014) \$0.87
(Percent of total exports, 2014) 69.87%

Top Five Export Markets (Percent of total manufactured goods exports, 2013) 83.27%

- Australia (39.43%)
- China (12.91%)
- Japan (11.79%)
- Singapore (10.61%)
- Panama (8.53%)

Sources: International Trade Administration, U.S. Census Bureau

Figure 3: Hawaii's Manufactured Goods Exports, in Billions of Dollars, 2000-2014



Additional Trade Facts

- In 2014, manufacturers in the United States sold \$55.0 billion more in manufactured goods to our FTA partners than we bought from them. The United States has a manufactured trade deficit of \$579.2 billion from countries where no FTAs existed.
- FTA countries: Australia, Bahrain, Canada, Chile, Columbia, Costa Rica, Dominican Republic, El Salvador, Guatemala, Honduras, Israel, Jordan, Mexico, Morocco, Nicaragua, Oman, Panama, Peru, Singapore and South Korea.
- Visit www.nam.org/statedata or www.nam.org/trade for more information.