

Louisiana Manufacturing Facts

Manufacturers in Louisiana account for 21.17 percent of the total output in the state, employing 7.56 percent of the workforce. Total output from manufacturing was \$53.23 billion in 2014. In addition, there were 150,800 manufacturing employees in Louisiana in 2015, with an average annual compensation of \$79,109 in 2013.

Manufacturing Output and Firms

Total Manufacturing Output (\$billions, 2014)
(Percent share of total gross state product) \$53.23
21.17%

Manufacturing Firms in Louisiana (2012) 2,997

Employment and Compensation

Manufacturing Employment (2015)
(Percent share of nonfarm employment) 150,800
7.56%

Average Annual Compensation
(Manufacturing, 2013) \$79,109
(Nonfarm Businesses, 2013) \$43,317

Sources: U.S. Bureau of Economic Analysis and the U.S. Census Bureau

Figure 1: Louisiana Manufacturing Output, in Billions of Dollars, 2000–2014

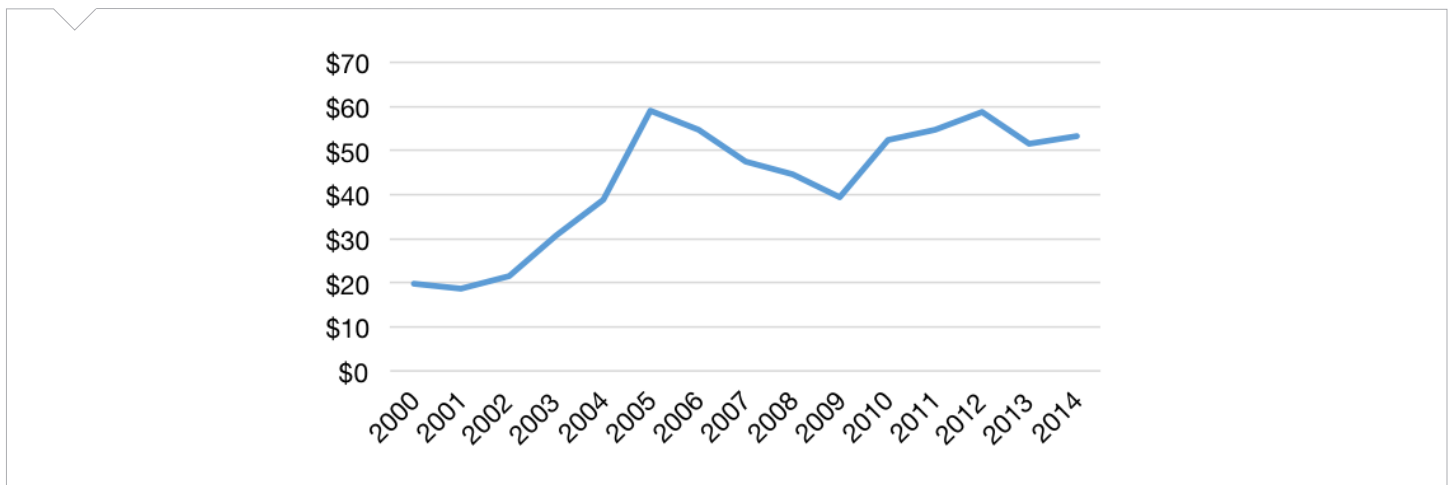
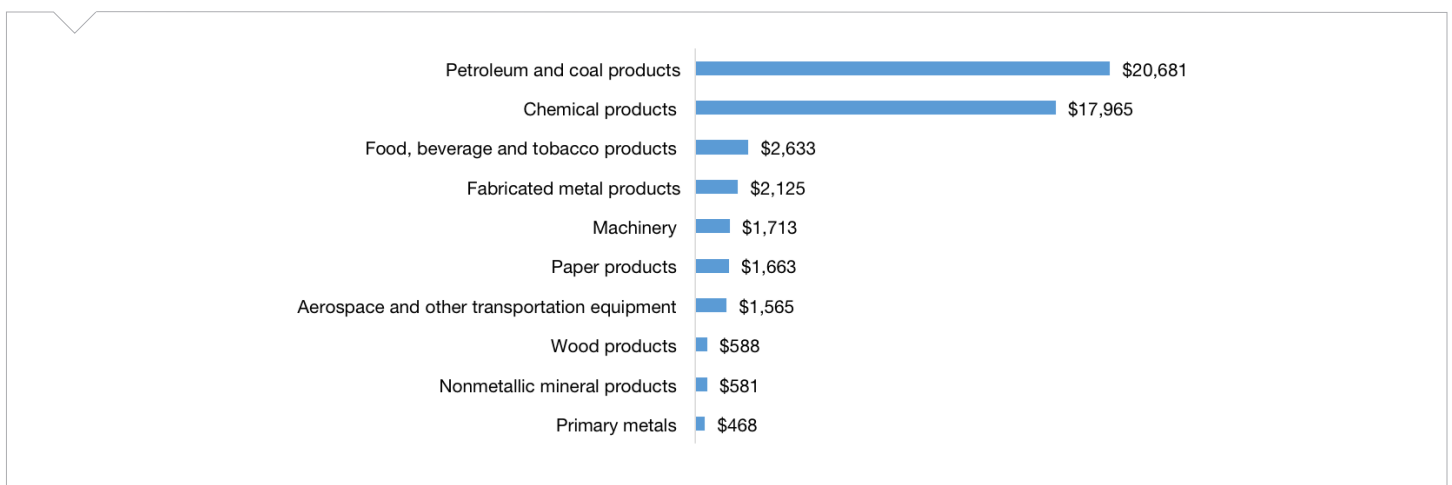


Figure 2: Top 10 Louisiana Manufacturing Sectors, in Millions of Dollars, 2013



Louisiana Export Facts

Manufacturers help to drive Louisiana's economy, with \$45.94 billion in manufactured goods exports in 2014. That same year, \$19.37 billion in exports was with our free trade agreement (FTA) partners. This helps create jobs in the state, and 21.50% percent of its employment stemmed from exports in 2011. Small businesses comprised 84.5 percent of all exporters in Louisiana.

Manufactured Goods Exports (\$billions, 2014) \$45.94
(Percent share of total goods exports) 70.58%

Growth in Manufactured Goods Exports (2009–2014) 147.34%

U.S. Jobs Supported by Goods Exports (2013) 282,540

Employment from Manufacturing Exports (Export share of manufacturing jobs, 2011) 21.50%

Small Business Share of Total Exporters (2013) 84.5%

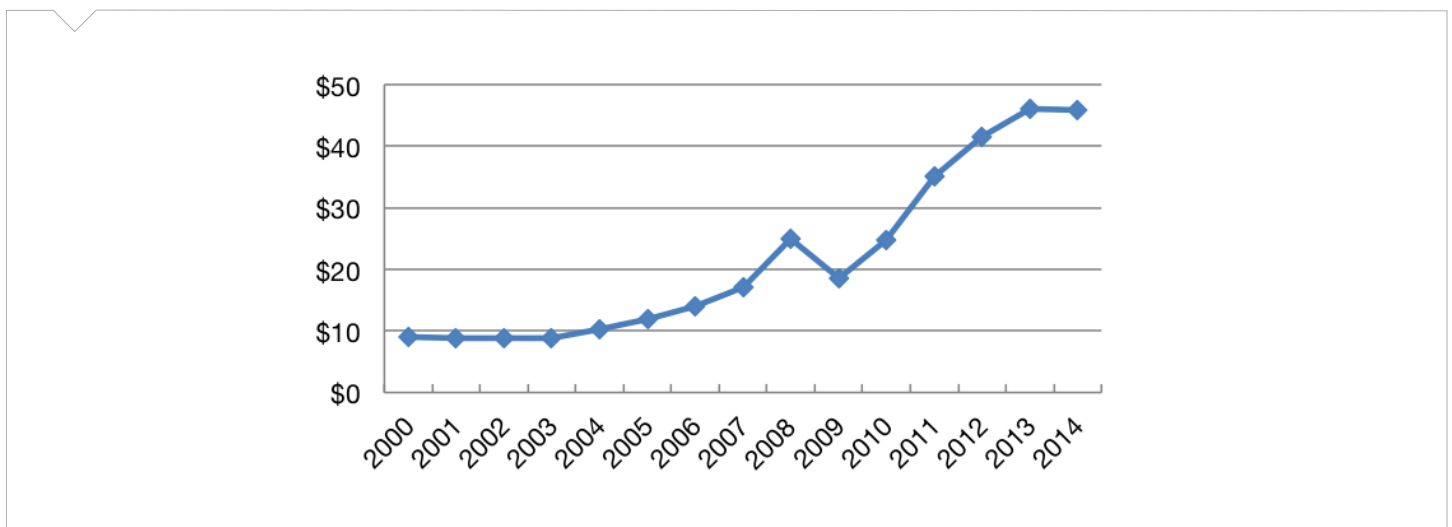
Manufactured Goods to Free Trade Agreement Partners (\$billions, 2014) \$19.37
(Percent of total exports, 2014) 42.17%

Top Five Export Markets (Percent of total manufactured goods exports, 2013) 35.20%

- Mexico (12.87%)
- Canada (6.38%)
- Netherlands (6.09%)
- France (5.14%)
- Brazil (4.73%)

Sources: International Trade Administration, U.S. Census Bureau

Figure 3: Louisiana's Manufactured Goods Exports, in Billions of Dollars, 2000-2014



Additional Trade Facts

- In 2014, manufacturers in the United States sold \$55.0 billion more in manufactured goods to our FTA partners than we bought from them. The United States has a manufactured trade deficit of \$579.2 billion from countries where no FTAs existed.
- FTA countries: Australia, Bahrain, Canada, Chile, Columbia, Costa Rica, Dominican Republic, El Salvador, Guatemala, Honduras, Israel, Jordan, Mexico, Morocco, Nicaragua, Oman, Panama, Peru, Singapore and South Korea.
- Visit www.nam.org/statedata or www.nam.org/trade for more information.