

Maine Manufacturing Facts

Manufacturers in Maine account for 10.36 percent of the total output in the state, employing 8.14 percent of the workforce. Total output from manufacturing was \$5.68 billion in 2014. In addition, there were 49,600 manufacturing employees in Maine in 2015, with an average annual compensation of \$60,968 in 2013.

Manufacturing Output and Firms

Total Manufacturing Output (\$billions, 2014)
(Percent share of total gross state product) \$5.68
10.36%

Manufacturing Firms in Maine (2012) 1,570

Employment and Compensation

Manufacturing Employment (2015)
(Percent share of nonfarm employment) 49,600
8.14%

Average Annual Compensation
(Manufacturing, 2013) \$60,968
(Nonfarm Businesses, 2013) \$39,208

Sources: U.S. Bureau of Economic Analysis and the U.S. Census Bureau

Figure 1: Maine Manufacturing Output, in Billions of Dollars, 2000–2014

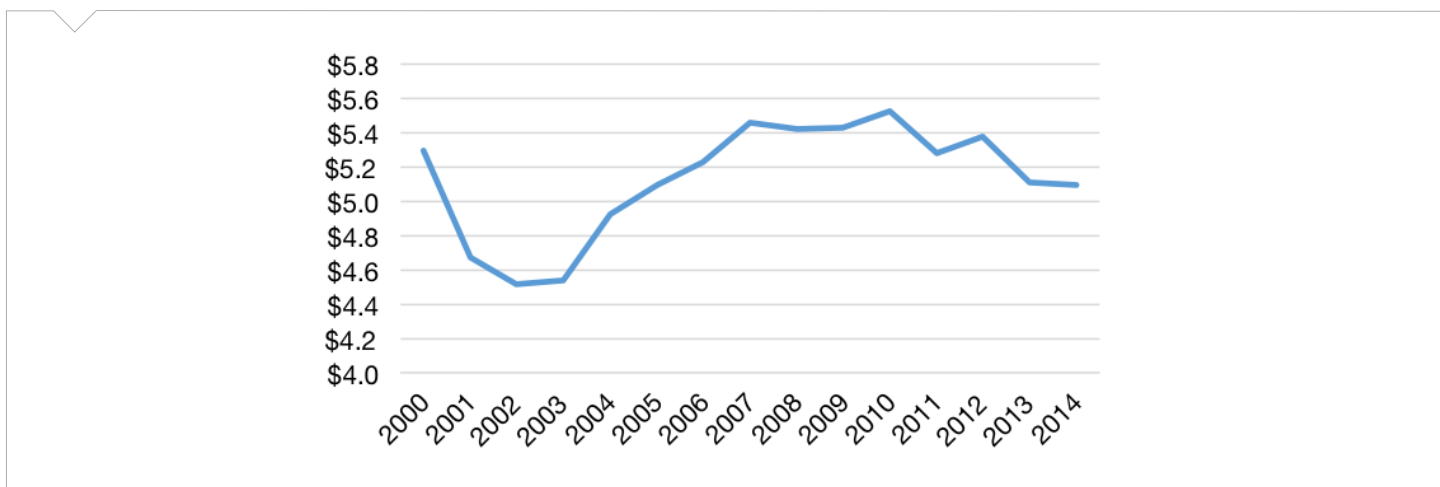
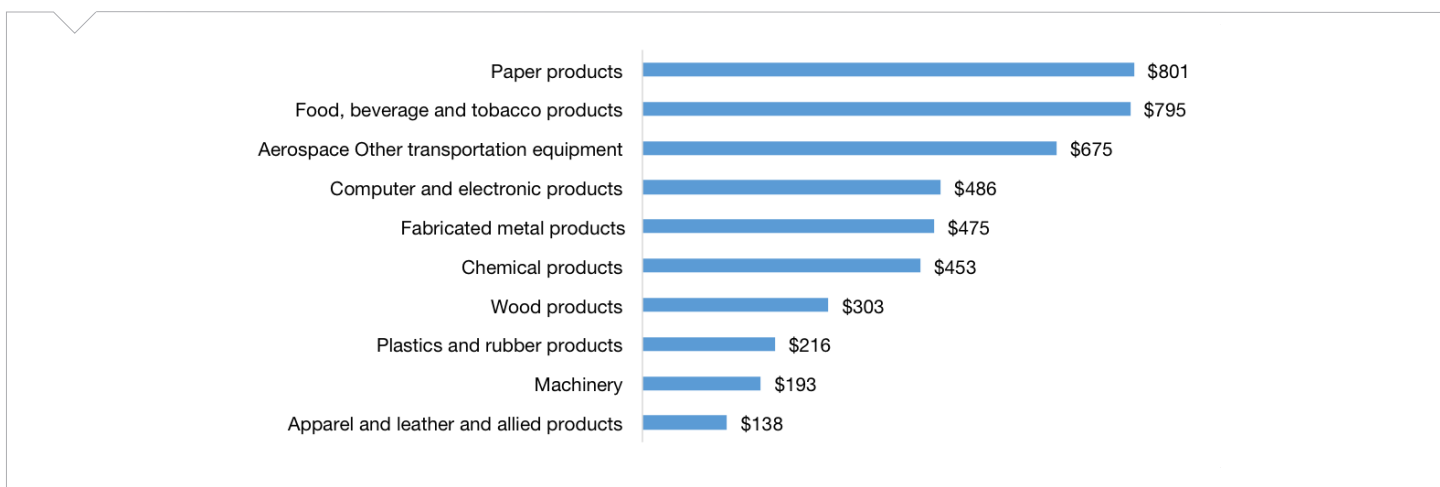


Figure 2: Top 10 Maine Manufacturing Sectors, in Millions of Dollars, 2013



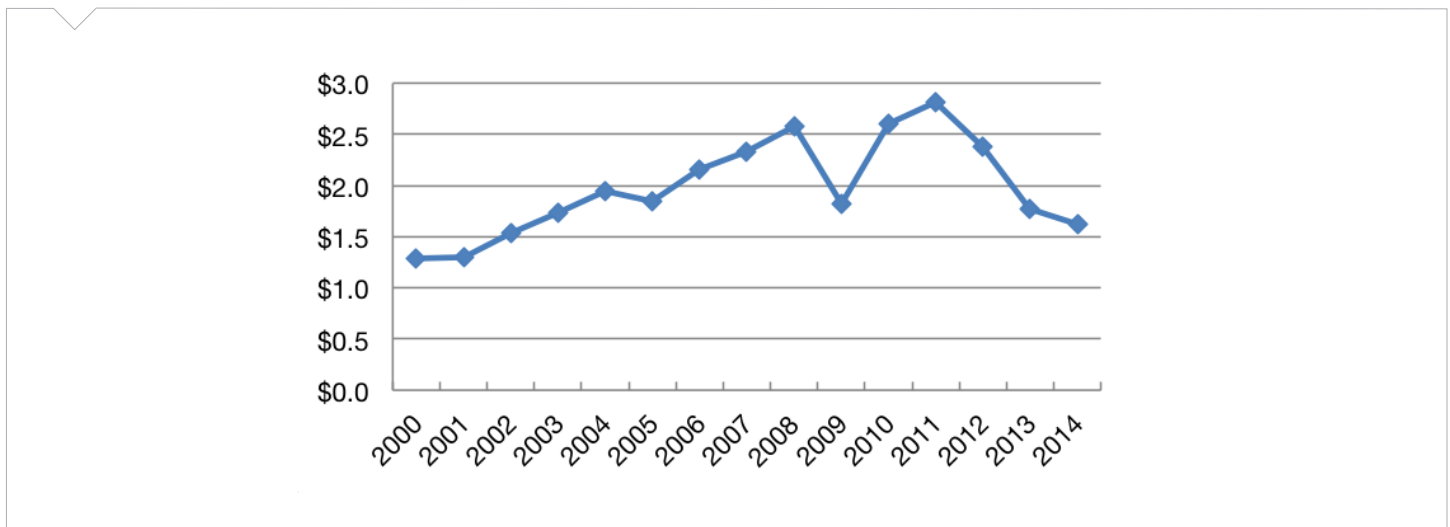
Maine Export Facts

Manufacturers help to drive Maine's economy, with \$1.62 billion in manufactured goods exports in 2014. That same year, \$0.81 billion in exports was with our free trade agreement (FTA) partners. This helps create jobs in the state, and 17.10% percent of its employment stemmed from exports in 2011. Small businesses comprised 85.1 percent of all exporters in Maine.

Manufactured Goods Exports (\$billions, 2014) (Percent share of total goods exports)	\$1.62 59.00%	Manufactured Goods to Free Trade Agreement Partners (\$billions, 2014) (Percent of total exports, 2014)	\$0.81 50.03%
Growth in Manufactured Goods Exports (2009–2014)	-10.93%	Top Five Export Markets (Percent of total manufactured goods exports, 2013)	61.91%
U.S. Jobs Supported by Goods Exports (2013)	14,491	<ul style="list-style-type: none"> • Canada (38.05%) • China (9.46%) • Malaysia (6.47%) • Japan (4.05%) • Netherlands (3.88%) 	
Employment from Manufacturing Exports (Export share of manufacturing jobs, 2011)	17.10%		
Small Business Share of Total Exporters (2013)	85.1%		

Sources: International Trade Administration, U.S. Census Bureau

Figure 3: Maine's Manufactured Goods Exports, in Billions of Dollars, 2000-2014



Additional Trade Facts

- In 2014, manufacturers in the United States sold \$55.0 billion more in manufactured goods to our FTA partners than we bought from them. The United States has a manufactured trade deficit of \$579.2 billion from countries where no FTAs existed.
- FTA countries: Australia, Bahrain, Canada, Chile, Columbia, Costa Rica, Dominican Republic, El Salvador, Guatemala, Honduras, Israel, Jordan, Mexico, Morocco, Nicaragua, Oman, Panama, Peru, Singapore and South Korea.
- Visit www.nam.org/statedata or www.nam.org/trade for more information.