

# New Mexico Manufacturing Facts

Manufacturers in New Mexico account for 6.08 percent of the total output in the state, employing 3.37 percent of the workforce. Total output from manufacturing was \$5.61 billion in 2014. In addition, there were 27,900 manufacturing employees in New Mexico in 2015, with an average annual compensation of \$58,066 in 2013.

## Manufacturing Output and Firms

Total Manufacturing Output (\$billions, 2014)  
(Percent share of total gross state product)      \$5.61  
6.08%

Manufacturing Firms in New Mexico (2012)      1,364

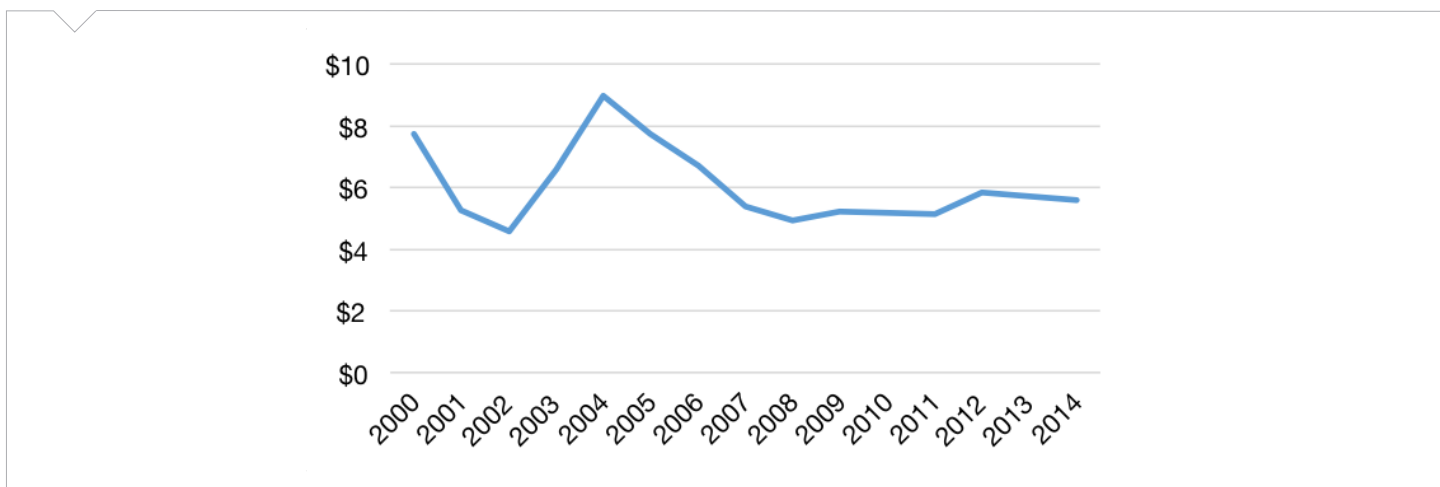
## Employment and Compensation

Manufacturing Employment (2015)  
(Percent share of nonfarm employment)      27,900  
3.37%

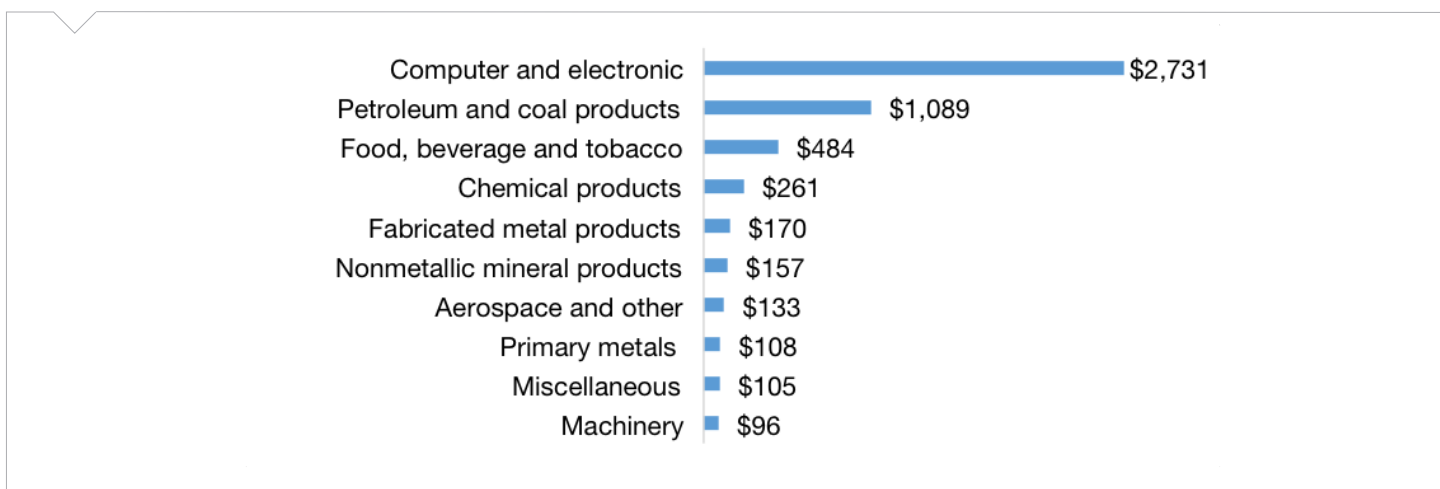
Average Annual Compensation  
(Manufacturing, 2013)      \$58,066  
(Nonfarm Businesses, 2013)      \$42,309

Sources: U.S. Bureau of Economic Analysis and the U.S. Census Bureau

**Figure 1:** New Mexico Manufacturing Output, in Billions of Dollars, 2000–2014



**Figure 2:** Top 10 New Mexico Manufacturing Sectors, in Millions of Dollars, 2013



# New Mexico Export Facts

Manufacturers help to drive New Mexico's economy, with \$3.63 billion in manufactured goods exports in 2014. That same year, \$2.58 billion in exports was with our free trade agreement (FTA) partners. This helps create jobs in the state, and 18.80% percent of its employment stemmed from exports in 2011. Small businesses comprised 81.6 percent of all exporters in New Mexico.

Manufactured Goods Exports (\$billions, 2014) \$3.63  
(Percent share of total goods exports) 95.80%

Growth in Manufactured Goods Exports (2009–2014) 228.17%

U.S. Jobs Supported by Goods Exports (2013) 12,050

Employment from Manufacturing Exports (Export share of manufacturing jobs, 2011) 18.80%

Small Business Share of Total Exporters (2013) 81.6%

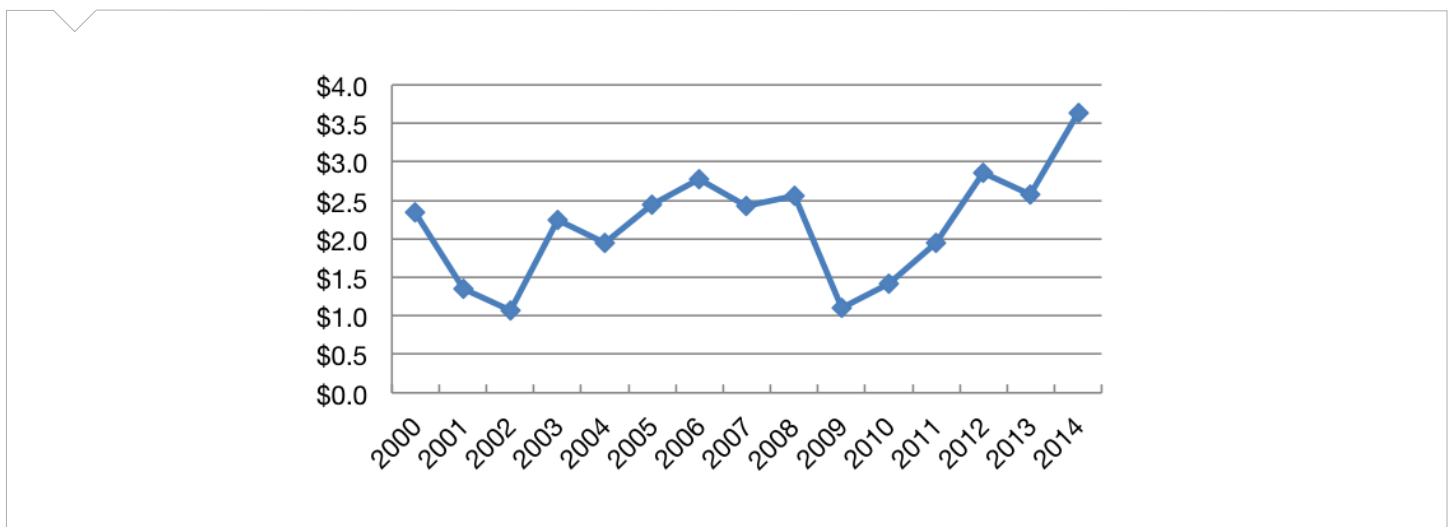
Manufactured Goods to Free Trade Agreement Partners (\$billions, 2014) \$2.58  
(Percent of total exports, 2014) 71.21%

Top Five Export Markets (Percent of total manufactured goods exports, 2013) 78.02%

- Mexico (39.97%)
- Israel (22.35%)
- Italy (7.25%)
- Canada (5.66%)
- Ireland (2.78%)

Sources: International Trade Administration, U.S. Census Bureau

**Figure 3:** New Mexico's Manufactured Goods Exports, in Billions of Dollars, 2000-2014



## Additional Trade Facts

- In 2014, manufacturers in the United States sold \$55.0 billion more in manufactured goods to our FTA partners than we bought from them. The United States has a manufactured trade deficit of \$579.2 billion from countries where no FTAs existed.
- FTA countries: Australia, Bahrain, Canada, Chile, Columbia, Costa Rica, Dominican Republic, El Salvador, Guatemala, Honduras, Israel, Jordan, Mexico, Morocco, Nicaragua, Oman, Panama, Peru, Singapore and South Korea.
- Visit [www.nam.org/statedata](http://www.nam.org/statedata) or [www.nam.org/trade](http://www.nam.org/trade) for more information.