

United States Manufacturing Facts

Manufacturers account for 12 percent of the total output in the United States, employing 8.7 percent of the workforce. Total output from manufacturing was \$2,090.7 billion in 2014. In addition, there were 12,338,000 manufacturing employees in the U.S. in 2015, with an average annual compensation of \$79,553 in 2014.

Manufacturing Output and Firms

Total Manufacturing Output (\$billions, 2014) \$2,090.70
(Percent share of total gross state product) 12%

Manufacturing Firms in United States (2012) 256,363

Employment and Compensation

Manufacturing Employment (2015) 12,338,000
(Percent share of nonfarm employment) 8.7%

Average Annual Compensation
(Manufacturing, 2014) \$79,553
(Nonfarm Businesses, 2014) \$64,204

Sources: U.S. Bureau of Economic Analysis and the U.S. Census Bureau

Figure 1: United States Manufacturing Output, in Billions of Dollars, 2000–2014

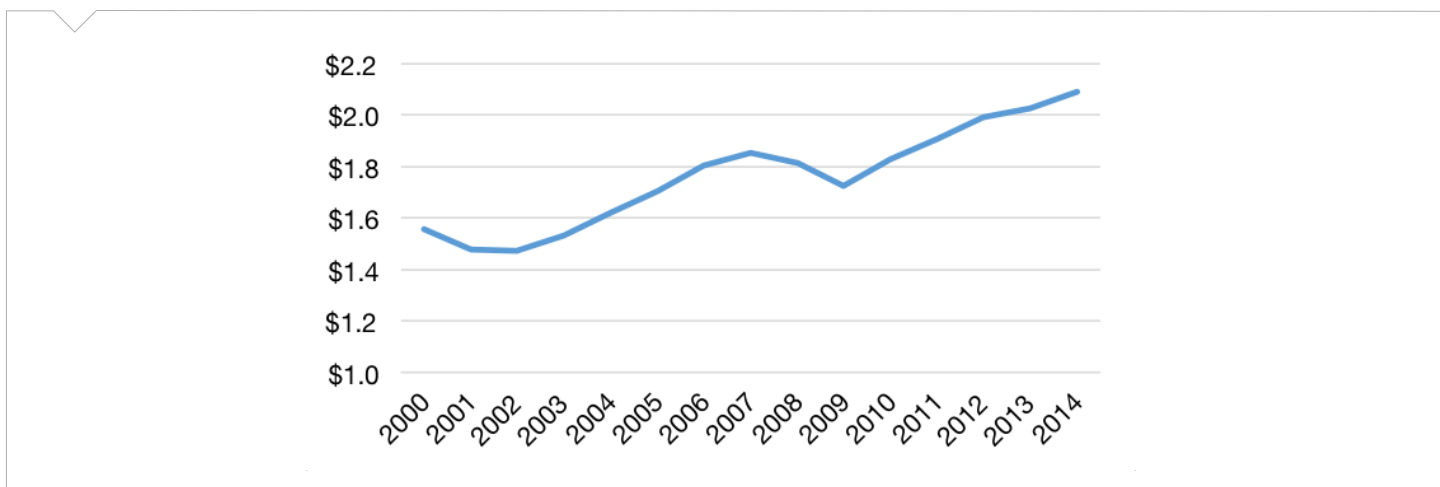
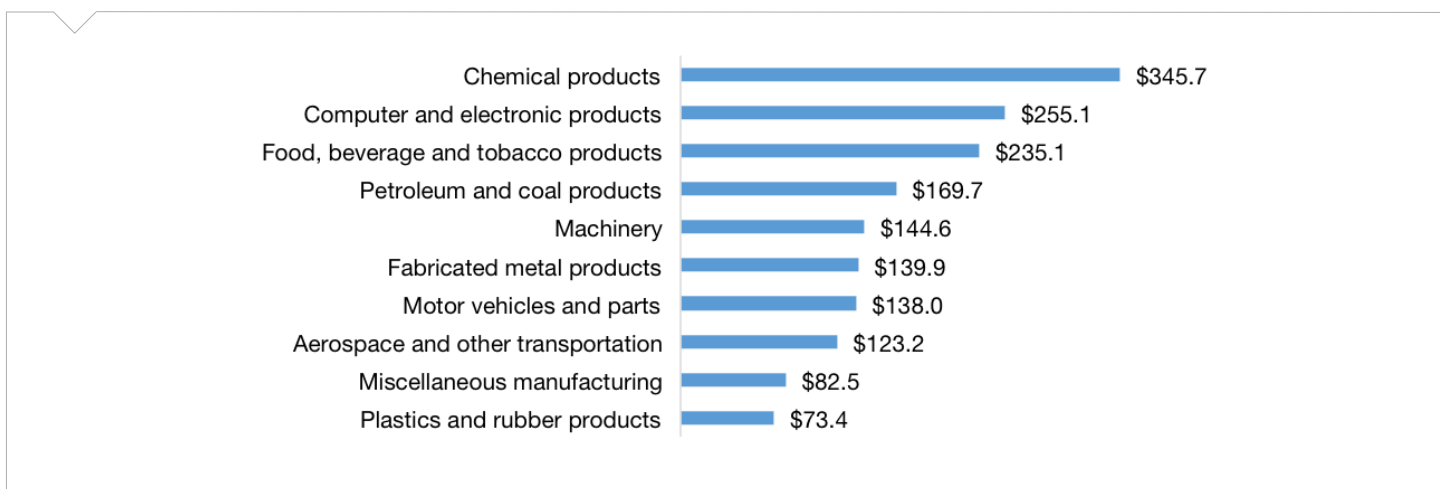


Figure 2: Top 10 United States Manufacturing Sectors, in Millions of Dollars, 2013



United States Export Facts

Manufacturers help to drive the U.S. economy, with \$1,403.06 billion in manufactured goods exports in 2014. That same year, our free trade agreement (FTA) partnerships purchased \$674.01 billion in exports. Small businesses comprised 96.6 percent of all exporters in the United States.

Manufactured Goods Exports (\$billions, 2014) \$1,403.06
(Percent share of total goods exports) 86.42%

Manufactured Goods to Free Trade Agreement Partners (\$billions, 2014) \$674.01
(Percent of total exports, 2014) 48.04%

Growth in Manufactured Goods Exports (2009–2014) 52.85%

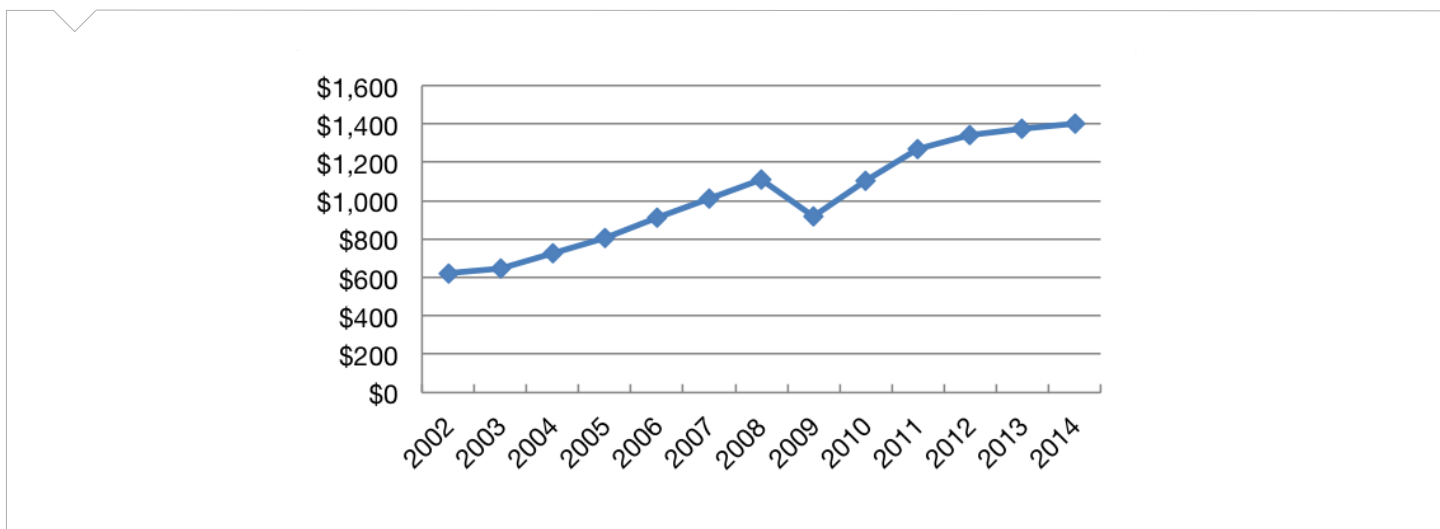
Top Five Export Markets (Percent of total manufactured goods exports, 2013) 48.24%

Small Business Share of Total Exporters (2013) 96.6%

- Canada (19.23%)
- Mexico (15.38%)
- China (6.50%)
- Japan (3.90%)
- United Kingdom (3.23%)

Sources: International Trade Administration, U.S. Census Bureau

Figure 3: United States's Manufactured Goods Exports, in Billions of Dollars, 2000-2014



Additional Trade Facts

- In 2014, manufacturers in the United States sold \$55.0 billion more in manufactured goods to our FTA partners than we bought from them. The United States has a manufactured trade deficit of \$579.2 billion from countries where no FTAs existed.
- FTA countries: Australia, Bahrain, Canada, Chile, Columbia, Costa Rica, Dominican Republic, El Salvador, Guatemala, Honduras, Israel, Jordan, Mexico, Morocco, Nicaragua, Oman, Panama, Peru, Singapore and South Korea.
- Visit www.nam.org/statedata or www.nam.org/trade for more information.