

Utah Manufacturing Facts

Manufacturers in Utah account for 12.36 percent of the total output in the state, employing 9.13 percent of the workforce. Total output from manufacturing was \$17.47 billion in 2014. In addition, there were 126,100 manufacturing employees in Utah in 2015, with an average annual compensation of \$63,265 in 2013.

Manufacturing Output and Firms

Total Manufacturing Output (\$billions, 2014)
(Percent share of total gross state product) \$17.47
12.36%

Manufacturing Firms in Utah (2012) 3,042

Employment and Compensation

Manufacturing Employment (2015)
(Percent share of nonfarm employment) 126,100
9.13%

Average Annual Compensation
(Manufacturing, 2013) \$63,265
(Nonfarm Businesses, 2013) \$41,883

Sources: U.S. Bureau of Economic Analysis and the U.S. Census Bureau

Figure 1: Utah Manufacturing Output, in Billions of Dollars, 2000–2014

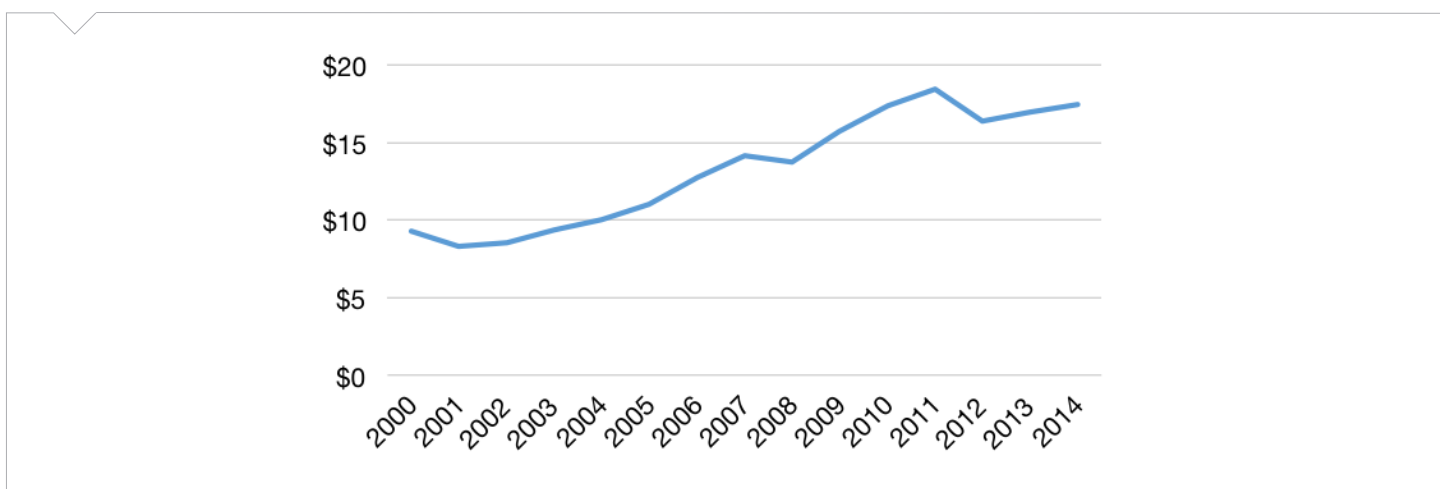
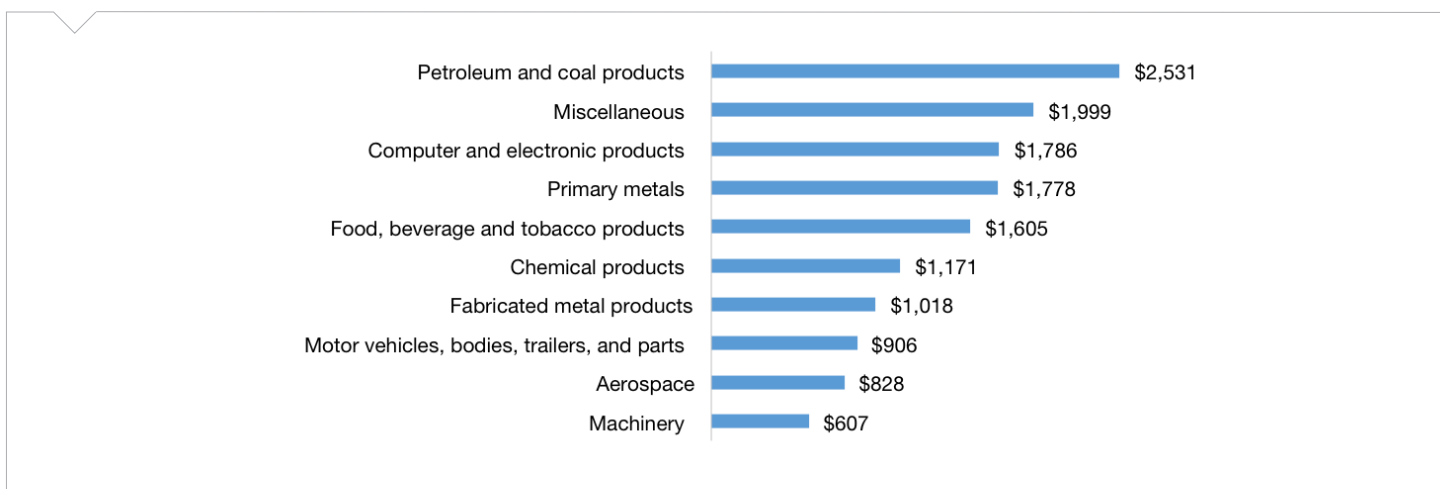


Figure 2: Top 10 Utah Manufacturing Sectors, in Millions of Dollars, 2013



Utah Export Facts

Manufacturers help to drive Utah's economy, with \$11.58 billion in manufactured goods exports in 2014. That same year, \$3.32 billion in exports was with our free trade agreement (FTA) partners. This helps create jobs in the state, and 19.90% percent of its employment stemmed from exports in 2011. Small businesses comprised 86 percent of all exporters in Utah.

Manufactured Goods Exports (\$billions, 2014) \$11.58
(Percent share of total goods exports) 94.41%

Manufactured Goods to Free Trade Agreement Partners (\$billions, 2014) \$3.32
(Percent of total exports, 2014) 28.70%

Growth in Manufactured Goods Exports (2009–2014) 16.82%

Top Five Export Markets (Percent of total manufactured goods exports, 2013) 51.37%

U.S. Jobs Supported by Goods Exports (2013) 61,251

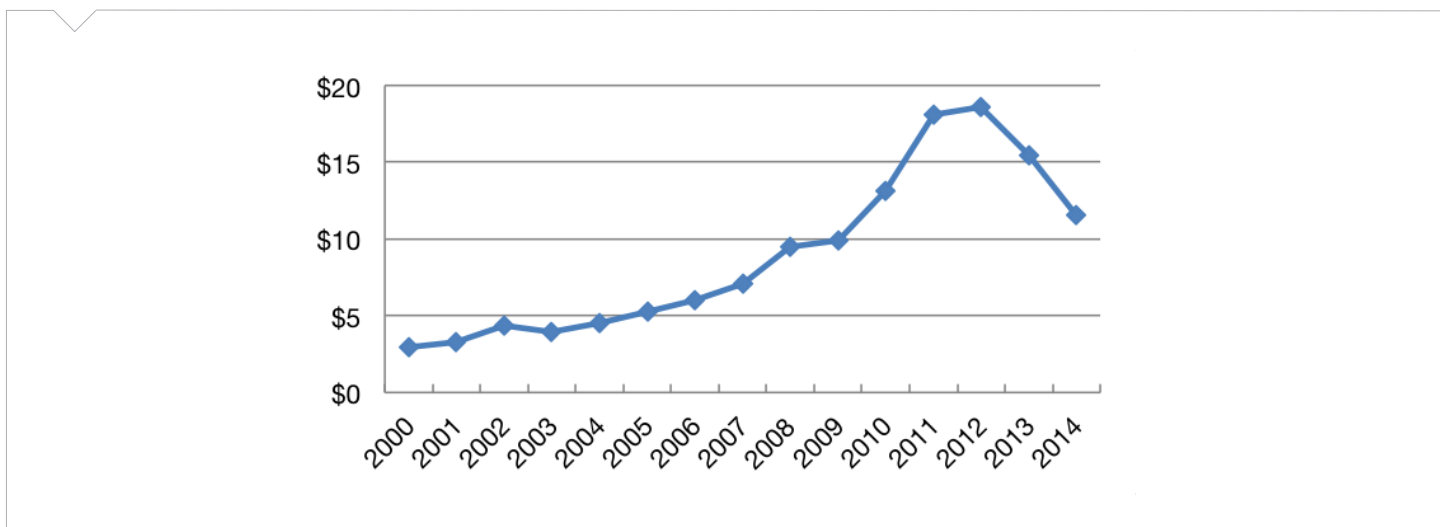
- Hong Kong (15.17%)
- United Kingdom (11.89%)
- Canada (11.75%)
- China (6.77%)
- Taiwan (5.79%)

Employment from Manufacturing Exports (Export share of manufacturing jobs, 2011) 19.90%

Small Business Share of Total Exporters (2013) 86%

Sources: International Trade Administration, U.S. Census Bureau

Figure 3: Utah's Manufactured Goods Exports, in Billions of Dollars, 2000-2014



Additional Trade Facts

- In 2014, manufacturers in the United States sold \$55.0 billion more in manufactured goods to our FTA partners than we bought from them. The United States has a manufactured trade deficit of \$579.2 billion from countries where no FTAs existed.
- FTA countries: Australia, Bahrain, Canada, Chile, Columbia, Costa Rica, Dominican Republic, El Salvador, Guatemala, Honduras, Israel, Jordan, Mexico, Morocco, Nicaragua, Oman, Panama, Peru, Singapore and South Korea.
- Visit www.nam.org/statedata or www.nam.org/trade for more information.