

Wyoming Manufacturing Facts

Manufacturers in Wyoming account for 4.95 percent of the total output in the state, employing 3.4 percent of the workforce. Total output from manufacturing was \$2.19 billion in 2014. In addition, there were 9,900 manufacturing employees in Wyoming in 2015, with an average annual compensation of \$64,568 in 2013.

Manufacturing Output and Firms

Total Manufacturing Output (\$billions, 2014)
(Percent share of total gross state product) \$2.19
4.95%

Manufacturing Firms in Wyoming (2012) 522

Employment and Compensation

Manufacturing Employment (2015)
(Percent share of nonfarm employment) 9,900
3.4%

Average Annual Compensation
(Manufacturing, 2013) \$64,568
(Nonfarm Businesses, 2013) \$44,964

Sources: U.S. Bureau of Economic Analysis and the U.S. Census Bureau

Figure 1: Wyoming Manufacturing Output, in Billions of Dollars, 2000–2014

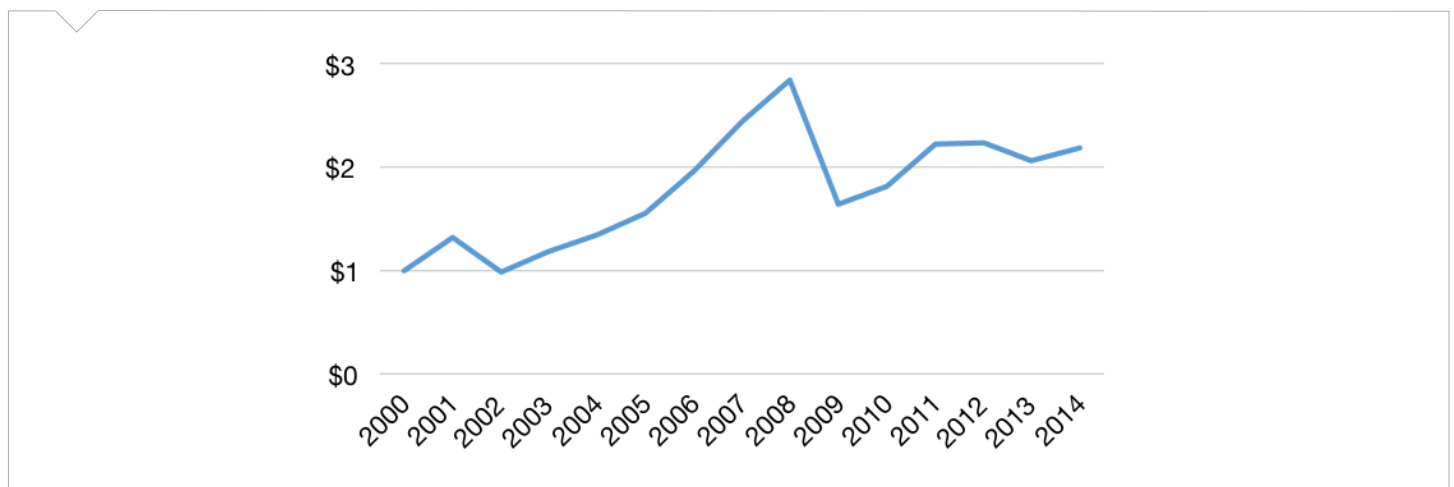
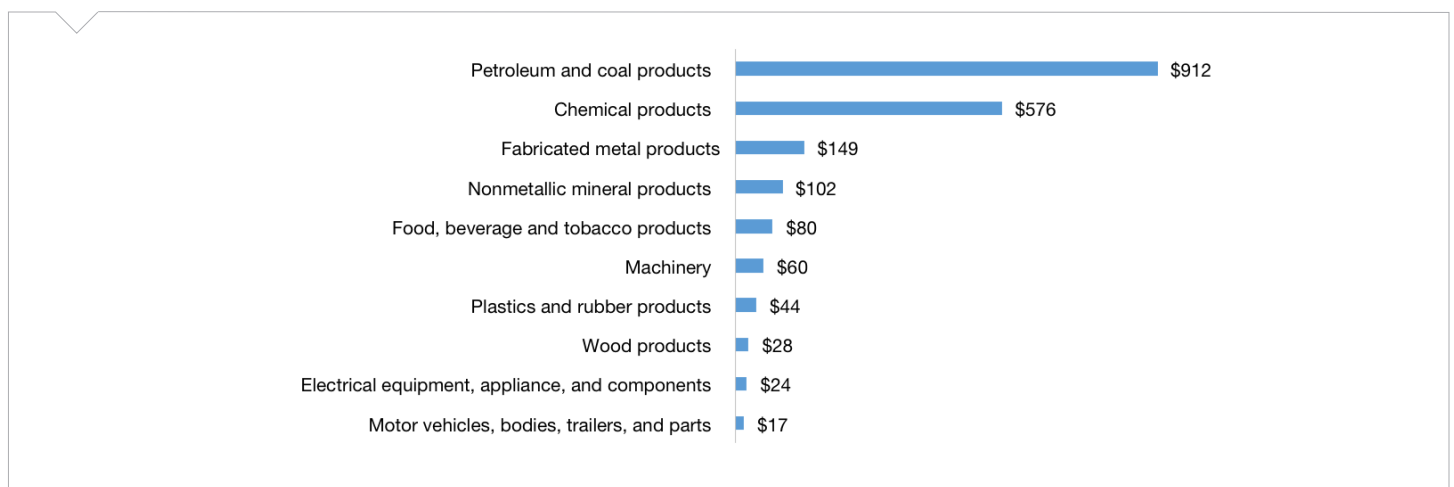


Figure 2: Top 10 Wyoming Manufacturing Sectors, in Millions of Dollars, 2013



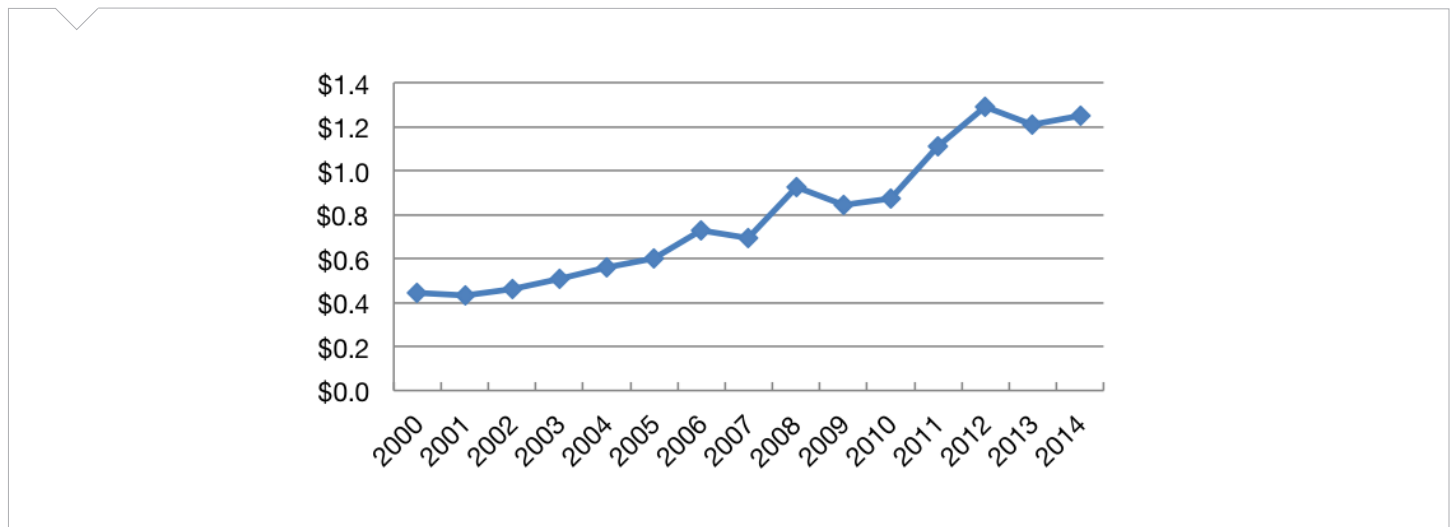
Wyoming Export Facts

Manufacturers help to drive Wyoming's economy, with \$1.25 billion in manufactured goods exports in 2014. That same year, \$0.52 billion in exports was with our free trade agreement (FTA) partners. This helps create jobs in the state, and 19.00% percent of its employment stemmed from exports in 2011. Small businesses comprised 73.8 percent of all exporters in Wyoming.

Manufactured Goods Exports (\$billions, 2014) (Percent share of total goods exports)	\$1.25 71.20%	Manufactured Goods to Free Trade Agreement Partners (\$billions, 2014) (Percent of total exports, 2014)	\$0.52 41.42%
Growth in Manufactured Goods Exports (2009–2014)	48.69%	Top Five Export Markets (Percent of total manufactured goods exports, 2013)	48.79%
U.S. Jobs Supported by Goods Exports (2013)	6,111	<ul style="list-style-type: none"> • Canada (19.91%) • Brazil (12.22%) • Indonesia (6.84%) • Chile (4.95%) • Japan (4.87%) 	
Employment from Manufacturing Exports (Export share of manufacturing jobs, 2011)	19.00%		
Small Business Share of Total Exporters (2013)	73.8%		

Sources: International Trade Administration, U.S. Census Bureau

Figure 3: Wyoming's Manufactured Goods Exports, in Billions of Dollars, 2000-2014



Additional Trade Facts

- In 2014, manufacturers in the United States sold \$55.0 billion more in manufactured goods to our FTA partners than we bought from them. The United States has a manufactured trade deficit of \$579.2 billion from countries where no FTAs existed.
- FTA countries: Australia, Bahrain, Canada, Chile, Columbia, Costa Rica, Dominican Republic, El Salvador, Guatemala, Honduras, Israel, Jordan, Mexico, Morocco, Nicaragua, Oman, Panama, Peru, Singapore and South Korea.
- Visit www.nam.org/statedata or www.nam.org/trade for more information.