

# Utah Manufacturing Facts

Manufacturers in Utah account for 11.2 percent of the total output in the state, employing 8.9 percent of the workforce. Total output from manufacturing was \$17.47 billion in 2016. In addition, there were 126,900 manufacturing employees in Utah in 2016, with an average annual compensation of \$67,313 in 2016.

## Manufacturing Output and Firms

Total Manufacturing Output (\$billions, 2016) \$17.47  
 (Percent share of total gross state product) 11.2%

Manufacturing Firms in Utah (2015) 3,152

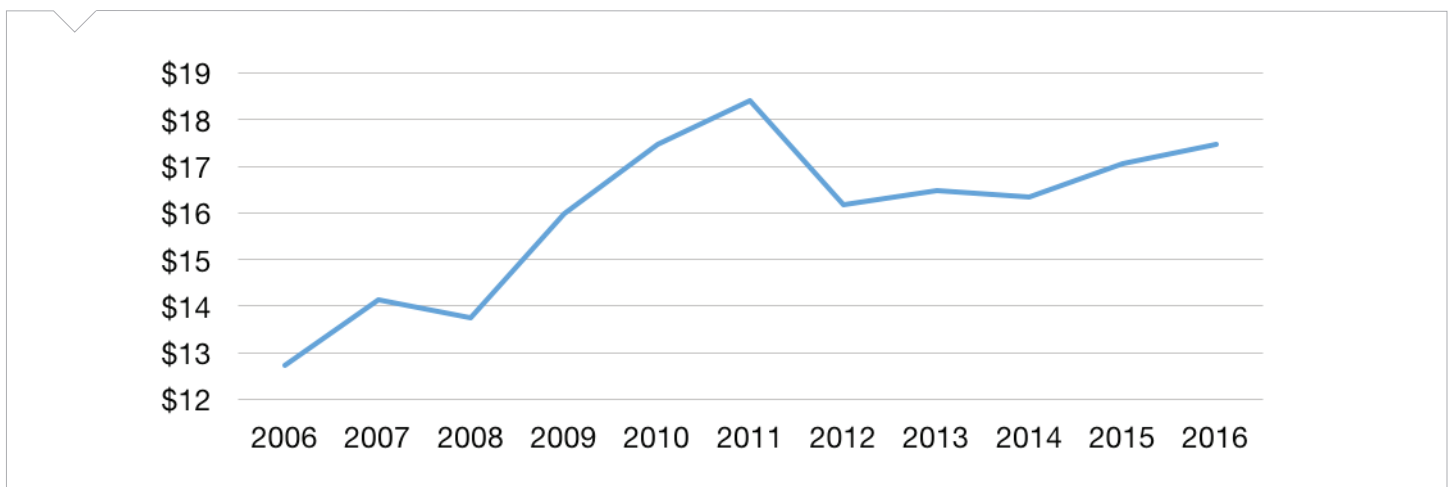
## Employment and Compensation

Manufacturing Employment (2016) 126,900  
 (Percent share of nonfarm employment) 8.9%

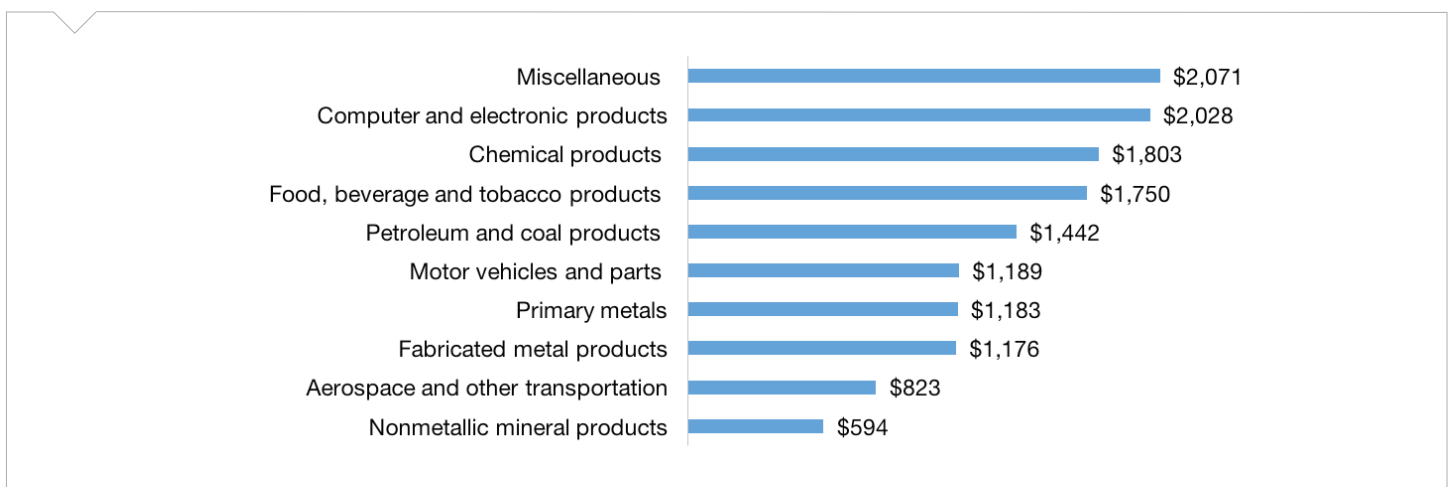
Average Annual Compensation (Manufacturing, 2016) \$67,313  
 (Nonfarm Businesses, 2016) \$41,725

Sources: U.S. Bureau of Economic Analysis and the U.S. Census Bureau

**Figure 1:** Utah Manufacturing Output, in Billions of Dollars, 2005–2016



**Figure 2:** Top 10 Utah Manufacturing Sectors, in Millions of Dollars, 2015



# Utah Export Facts

Manufacturers help to drive Utah's economy, with \$11.64 billion in manufactured goods exports in 2016. That same year, \$2.97 billion in exports was with our free trade agreement (FTA) partners. This helps create jobs in the state, and 19.9 percent of its employment stemmed from exports in 2011. Small businesses comprised 86 percent of all exporters in Utah.

Manufactured Goods Exports (\$billions, 2016) \$11.64  
(Percent share of total goods exports) 96.4%

U.S. Jobs Supported by Goods Exports (2015) 55,795

Employment from Manufacturing Exports (Export share of manufacturing jobs, 2011) 19.9%

Small Business Share of Total Exporters (2015) 86%

Manufactured Goods to Free Trade Agreement Partners (\$billions, 2016) \$2.97  
(Percent of total exports, 2016) 25.5%

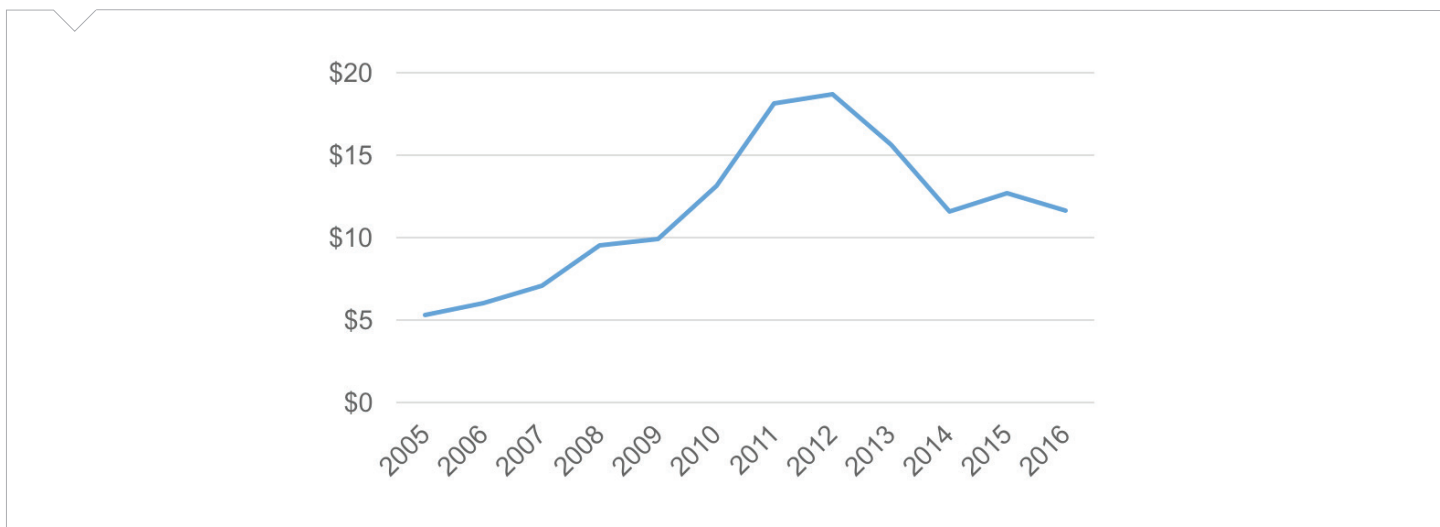
Total Manufactured Goods Exports to Canada and Mexico (\$billions, 2016) \$1.98  
(Percent of total exports, 2016) 17%

Top Five Export Markets (Percent of total manufactured goods exports, 2016) 61.54%

- United Kingdom (26.41%)
- Hong Kong (12.92%)
- Canada (11.16%)
- Mexico (5.86%)
- Taiwan (5.19%)

Sources: International Trade Administration, U.S. Census Bureau

**Figure 3:** Utah's Manufactured Goods Exports, in Billions of Dollars, 2000-2016



## Additional Trade Facts

- The 20 U.S. FTA partners purchased nearly 48 percent (\$603 billion) of U.S. manufactured goods exports in 2016 – even though these countries represent only six percent of the world's population and 10 percent of GDP.
- FTA countries: Australia, Bahrain, Canada, Chile, Columbia, Costa Rica, Dominican Republic, El Salvador, Guatemala, Honduras, Israel, Jordan, Mexico, Morocco, Nicaragua, Oman, Panama, Peru, Singapore and South Korea.
- Visit [www.nam.org/statedata](http://www.nam.org/statedata) or [www.nam.org/trade](http://www.nam.org/trade) for more information.