

Arkansas Manufacturing Facts

Manufacturers in Arkansas account for 13.9 percent of the total output in the state, employing 12.7 percent of the workforce. Total output from manufacturing was \$16.85 billion in 2014. In addition, there were 153,500 manufacturing employees in Arkansas in 2015, with an average annual compensation of \$55,598 in 2014.

Manufacturing Output and Firms

Total Manufacturing Output (\$billions, 2014) \$16.85
 (Percent share of total gross state product) 13.9%

Manufacturing Firms in Arkansas (2013) 2,317

Employment and Compensation

Manufacturing Employment (2015) 153,500
 (Percent share of nonfarm employment) 12.7%

Average Annual Compensation (Manufacturing, 2014) \$55,598
 (Nonfarm Businesses, 2014) \$40,322

Sources: U.S. Bureau of Economic Analysis and the U.S. Census Bureau

Figure 1: Arkansas Manufacturing Output, in Billions of Dollars, 2000–2014

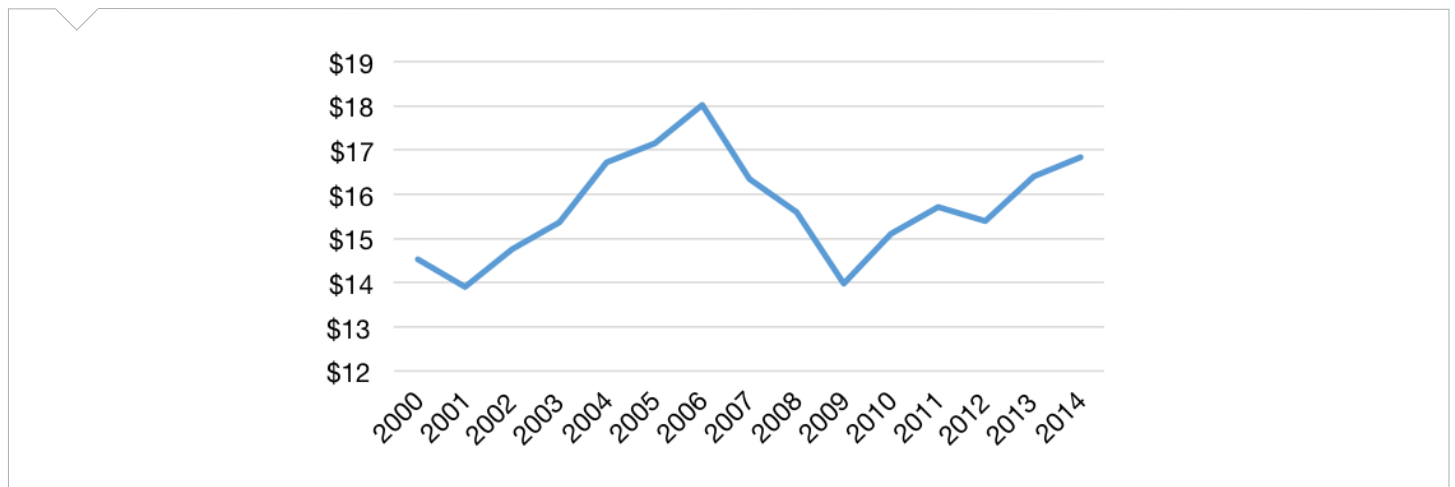
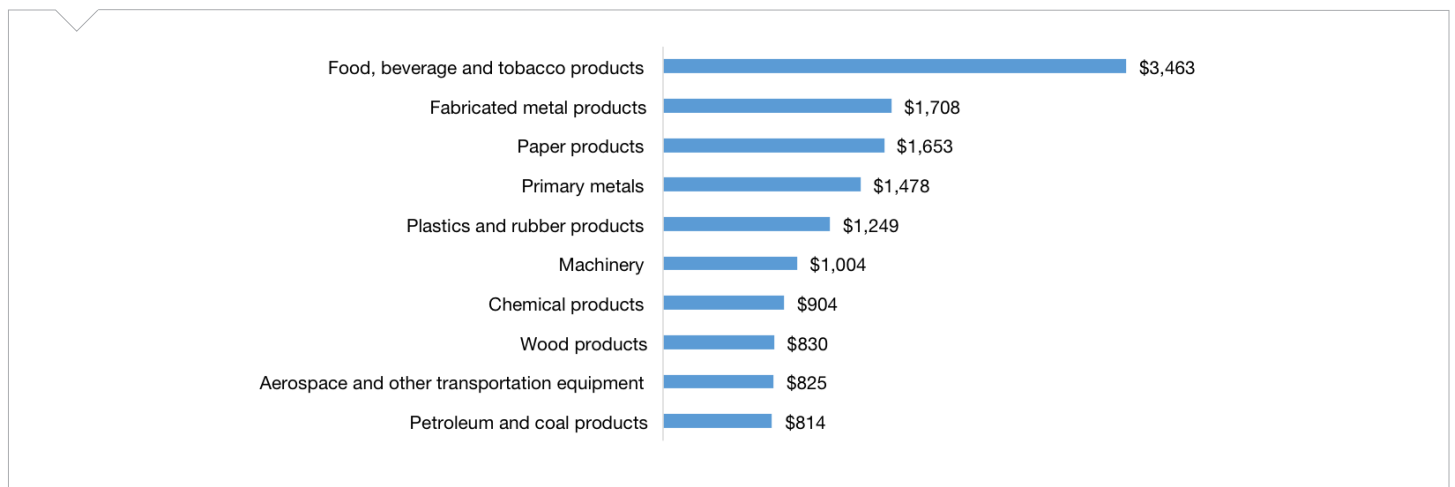


Figure 2: Top 10 Arkansas Manufacturing Sectors, in Millions of Dollars, 2013



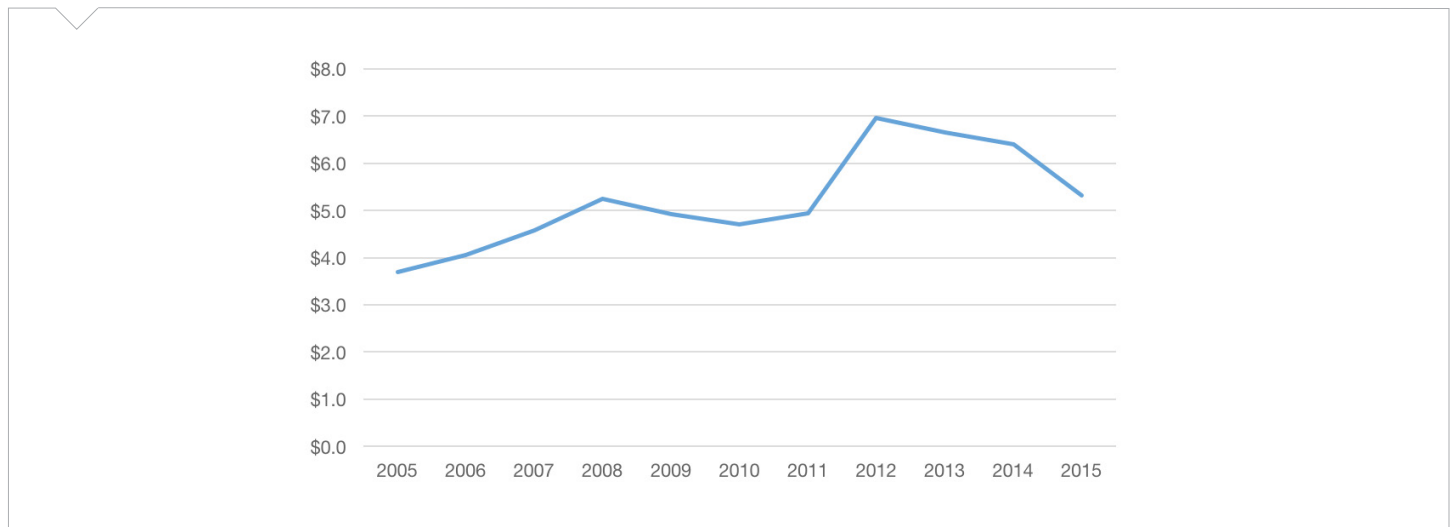
Arkansas Export Facts

Manufacturers help to drive Arkansas's economy, with \$5.32 billion in manufactured goods exports in 2015. That same year, \$2.62 billion in exports was with our free trade agreement (FTA) partners. This helps create jobs in the state, and 14.1% percent of its employment stemmed from exports in 2011. Small businesses comprised 78.4 percent of all exporters in Arkansas.

Manufactured Goods Exports (\$billions, 2015) (Percent share of total goods exports)	\$5.32 90.5%	Manufactured Goods to Free Trade Agreement Partners (\$billions, 2015) (Percent of total exports, 2015)	\$2.62 49.3%
Growth in Manufactured Goods Exports (2010–2015)	13.0%	Total Manufactured Goods Exports to TPP (\$billions, 2015)	\$2.68
U.S. Jobs Supported by Goods Exports (2014)	50,490	Top Five Export Markets (Percent of total manufactured goods exports, 2015)	56.1%
Employment from Manufacturing Exports (Export share of manufacturing jobs, 2011)	14.1%	<ul style="list-style-type: none"> • Canada (21.9%) • Mexico (12.7%) • Japan (9.2%) • France (8.7%) • China (3.5%) 	
Small Business Share of Total Exporters (2013)	78.4%		

Sources: International Trade Administration, U.S. Census Bureau

Figure 3: Arkansas's Manufactured Goods Exports, in Billions of Dollars, 2000-2015



Additional Trade Facts

- In 2015, manufacturers in the United States sold \$12.7 billion more in manufactured goods to our FTA partners than we bought from them. The United States has a manufactured trade deficit of \$639.6 billion from countries where no FTAs existed.
- FTA countries: Australia, Bahrain, Canada, Chile, Columbia, Costa Rica, Dominican Republic, El Salvador, Guatemala, Honduras, Israel, Jordan, Mexico, Morocco, Nicaragua, Oman, Panama, Peru, Singapore and South Korea.
- Visit www.nam.org/statedata or www.nam.org/trade for more information.