

District of Columbia Manufacturing Facts

Manufacturers in District of Columbia account for 0.2 percent of the total output in the state, employing 0.1 percent of the workforce. Total output from manufacturing was \$0.23 billion in 2014. In addition, there were 1,000 manufacturing employees in District of Columbia in 2015, with an average annual compensation of \$66,126 in 2014.

Manufacturing Output and Firms

Total Manufacturing Output (\$billions, 2014) \$0.23
 (Percent share of total gross state product) 0.2%

Manufacturing Firms in District of Columbia (2013) 100

Employment and Compensation

Manufacturing Employment (2015) 1,000
 (Percent share of nonfarm employment) 0.1%

Average Annual Compensation
 (Manufacturing, 2014) \$66,126
 (Nonfarm Businesses, 2014) \$95,607

Sources: U.S. Bureau of Economic Analysis and the U.S. Census Bureau

Figure 1: District of Columbia Manufacturing Output, in Billions of Dollars, 2000–2014

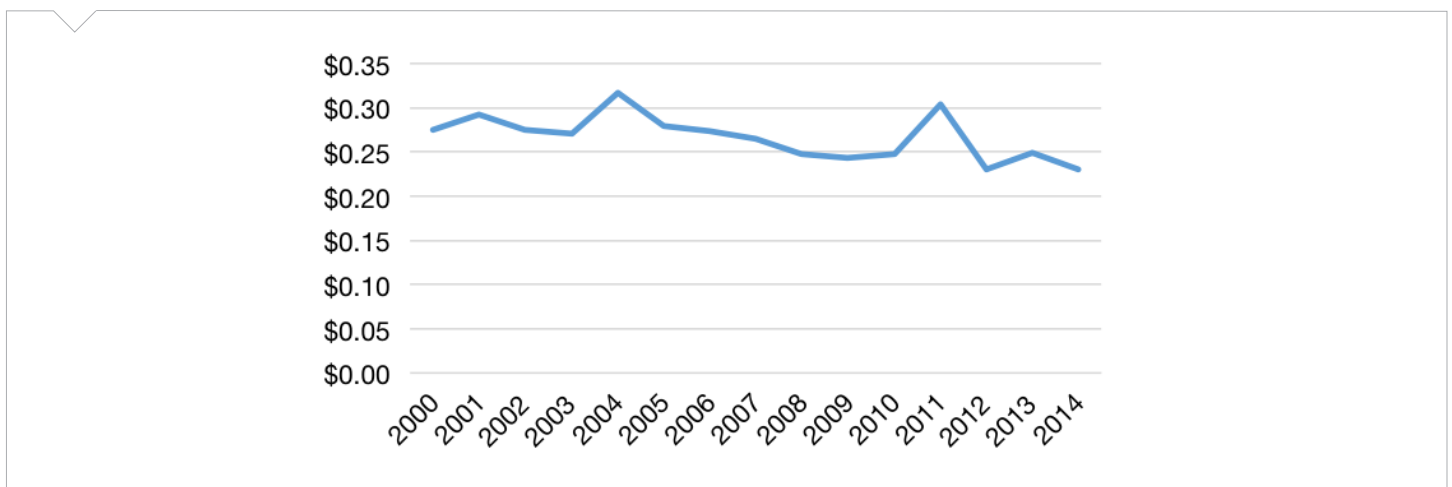
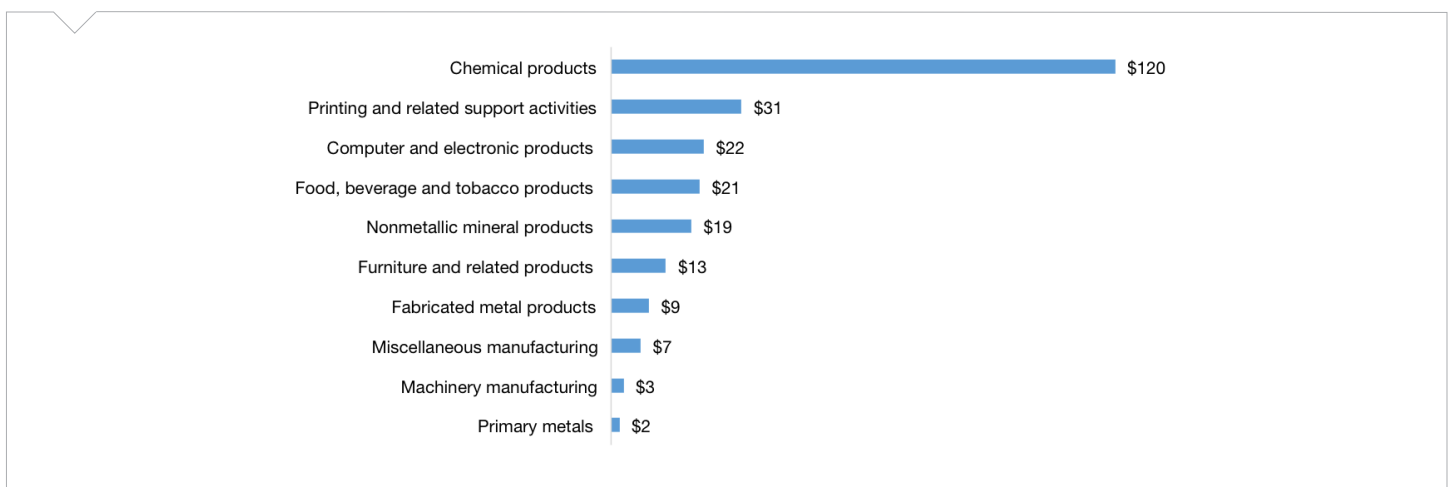


Figure 2: Top 10 District of Columbia Manufacturing Sectors, in Millions of Dollars, 2013



District of Columbia Export Facts

Manufacturers help to drive District of Columbia's economy, with \$1.00 billion in manufactured goods exports in 2015. That same year, \$0.17 billion in exports was with our free trade agreement (FTA) partners.

Manufactured Goods Exports (\$billions, 2015) \$1.00
(Percent share of total goods exports) 91.7%

Manufactured Goods to Free Trade Agreement Partners (\$billions, 2015) \$0.17
(Percent of total exports, 2015) 17.4%

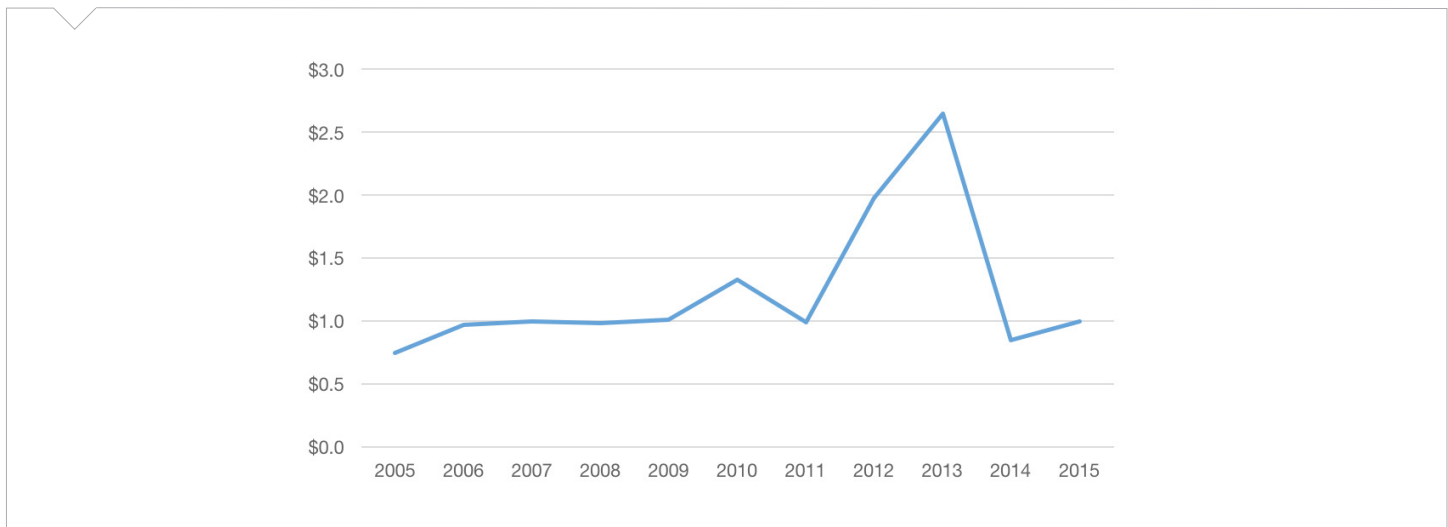
Top Five Export Markets (Percent of total manufactured goods exports, 2015) 83.9%

Total Manufactured Goods Exports to TPP (\$billions, 2015) \$0.03

- United Arab Emirates (67.7%)
- Oman (5.7%)
- Morocco (4.3%)
- Bahrain (3.6%)
- Brazil (2.6%)

Sources: International Trade Administration, U.S. Census Bureau

Figure 3: District of Columbia's Manufactured Goods Exports, in Billions of Dollars, 2000-2015



Additional Trade Facts

- In 2015, manufacturers in the United States sold \$12.7 billion more in manufactured goods to our FTA partners than we bought from them. The United States has a manufactured trade deficit of \$639.6 billion from countries where no FTAs existed.
- FTA countries: Australia, Bahrain, Canada, Chile, Columbia, Costa Rica, Dominican Republic, El Salvador, Guatemala, Honduras, Israel, Jordan, Mexico, Morocco, Nicaragua, Oman, Panama, Peru, Singapore and South Korea.
- Visit www.nam.org/statedata or www.nam.org/trade for more information.