

Idaho Manufacturing Facts

Manufacturers in Idaho account for 12.7 percent of the total output in the state, employing 9.2 percent of the workforce. Total output from manufacturing was \$8.14 billion in 2014. In addition, there were 62,200 manufacturing employees in Idaho in 2015, with an average annual compensation of \$64,814 in 2014.

Manufacturing Output and Firms

Total Manufacturing Output (\$billions, 2014)
(Percent share of total gross state product) \$8.14
12.7%

Manufacturing Firms in Idaho (2013) 1,660

Employment and Compensation

Manufacturing Employment (2015)
(Percent share of nonfarm employment) 62,200
9.2%

Average Annual Compensation
(Manufacturing, 2014) \$64,814
(Nonfarm Businesses, 2014) \$36,590

Sources: U.S. Bureau of Economic Analysis and the U.S. Census Bureau

Figure 1: Idaho Manufacturing Output, in Billions of Dollars, 2000–2014

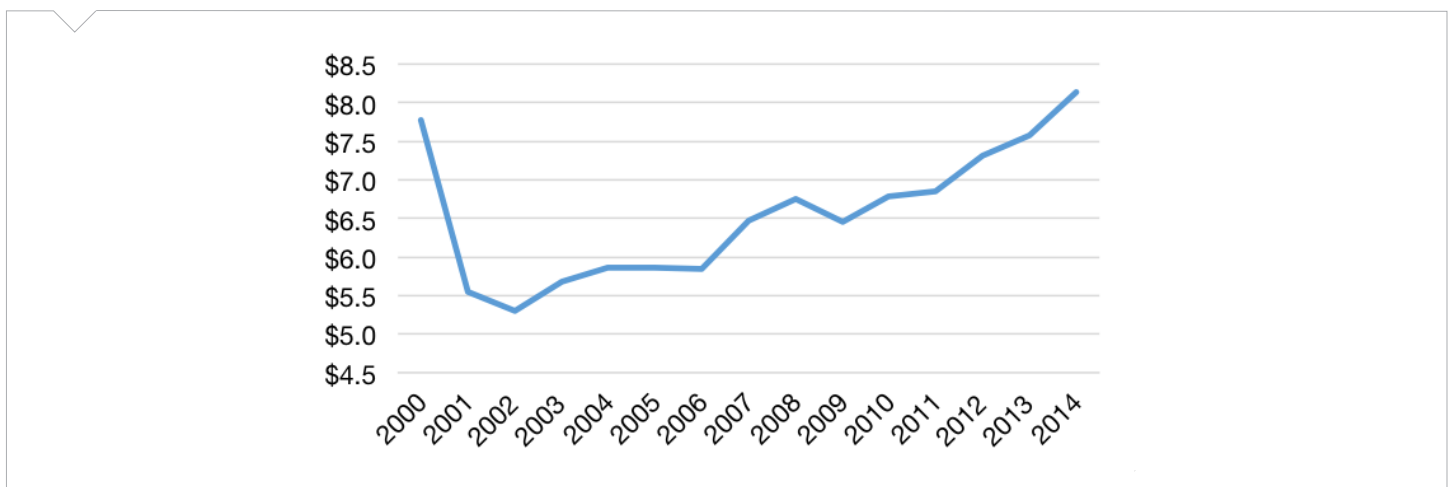
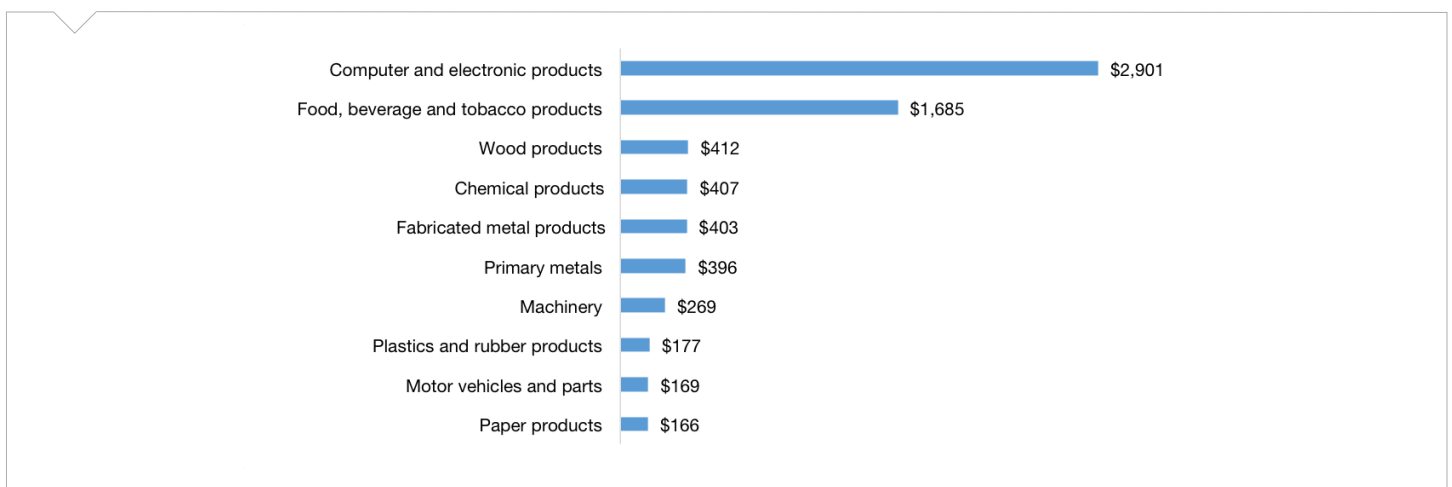


Figure 2: Top 10 Idaho Manufacturing Sectors, in Millions of Dollars, 2013



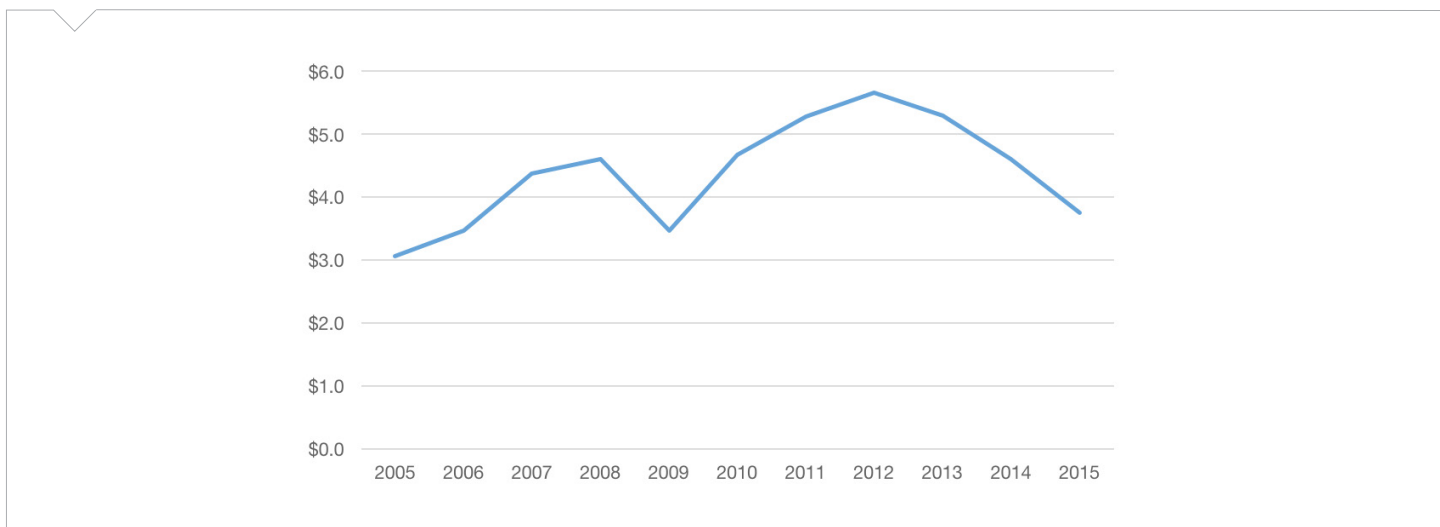
Idaho Export Facts

Manufacturers help to drive Idaho's economy, with \$3.75 billion in manufactured goods exports in 2015. That same year, \$1.72 billion in exports was with our free trade agreement (FTA) partners. This helps create jobs in the state, and 18.0% percent of its employment stemmed from exports in 2011. Small businesses comprised 83.3 percent of all exporters in Idaho.

Manufactured Goods Exports (\$billions, 2015) (Percent share of total goods exports)	\$3.75 87.2%	Manufactured Goods to Free Trade Agreement Partners (\$billions, 2015) (Percent of total exports, 2015)	\$1.72 45.9%
U.S. Jobs Supported by Goods Exports (2014)	26,017	Total Manufactured Goods Exports to TPP (\$billions, 2015)	\$1.84
Employment from Manufacturing Exports (Export share of manufacturing jobs, 2011)	18.0%	Top Five Export Markets (Percent of total manufactured goods exports, 2015)	63.8%
Small Business Share of Total Exporters (2013)	83.3%	<ul style="list-style-type: none"> • Canada (20.5%) • China (14.3%) • Taiwan (12.4%) • Singapore (10.1%) • Japan (6.5%) 	

Sources: International Trade Administration, U.S. Census Bureau

Figure 3: Idaho's Manufactured Goods Exports, in Billions of Dollars, 2000-2015



Additional Trade Facts

- In 2015, manufacturers in the United States sold \$12.7 billion more in manufactured goods to our FTA partners than we bought from them. The United States has a manufactured trade deficit of \$639.6 billion from countries where no FTAs existed.
- FTA countries: Australia, Bahrain, Canada, Chile, Columbia, Costa Rica, Dominican Republic, El Salvador, Guatemala, Honduras, Israel, Jordan, Mexico, Morocco, Nicaragua, Oman, Panama, Peru, Singapore and South Korea.
- Visit www.nam.org/statedata or www.nam.org/trade for more information.