

Maine Manufacturing Facts

Manufacturers in Maine account for 10.4 percent of the total output in the state, employing 8.2 percent of the workforce. Total output from manufacturing was \$5.68 billion in 2014. In addition, there were 50,000 manufacturing employees in Maine in 2015, with an average annual compensation of \$61,056 in 2014.

Manufacturing Output and Firms

Total Manufacturing Output (\$billions, 2014)
(Percent share of total gross state product) \$5.68
10.4%

Manufacturing Firms in Maine (2013) 1,549

Employment and Compensation

Manufacturing Employment (2015)
(Percent share of nonfarm employment) 50,000
8.2%

Average Annual Compensation
(Manufacturing, 2014) \$61,056
(Nonfarm Businesses, 2014) \$39,919

Sources: U.S. Bureau of Economic Analysis and the U.S. Census Bureau

Figure 1: Maine Manufacturing Output, in Billions of Dollars, 2000–2014

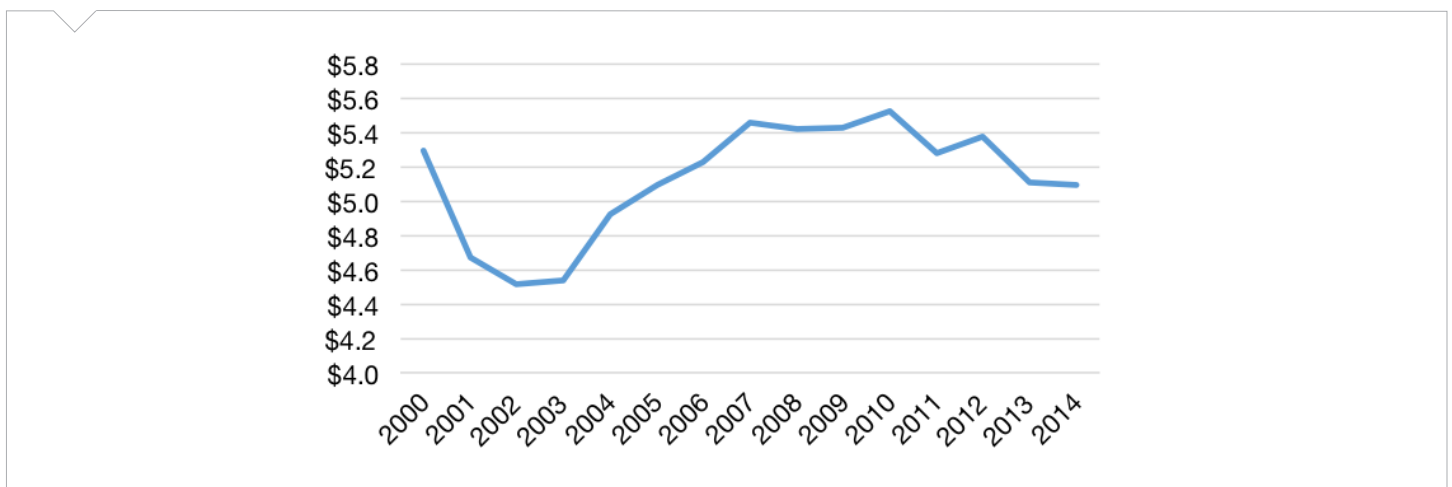
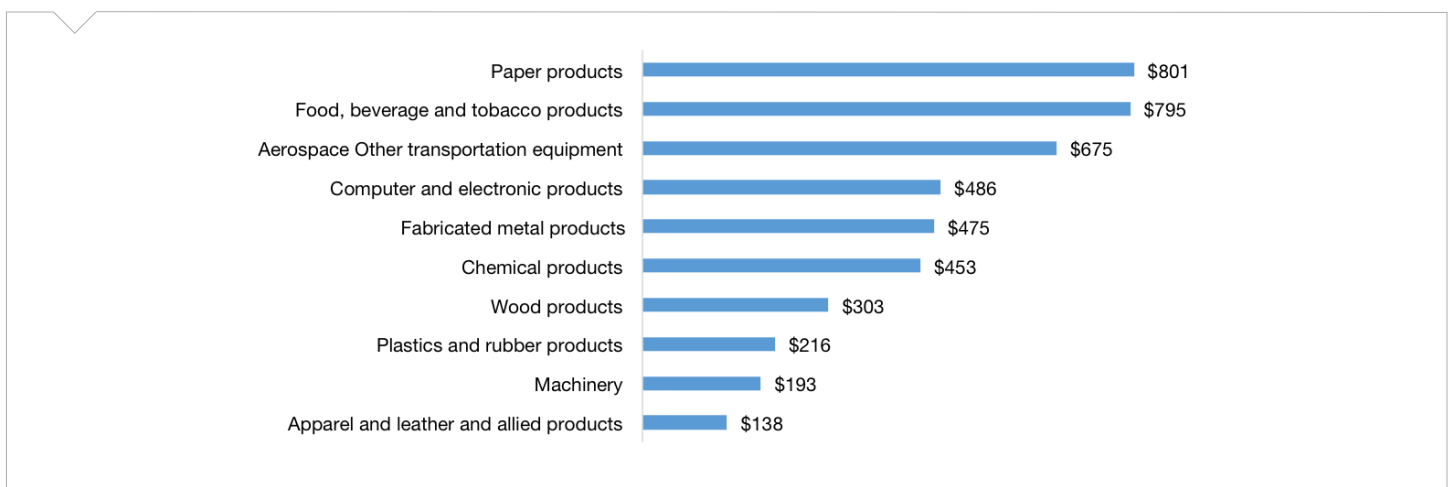


Figure 2: Top 10 Maine Manufacturing Sectors, in Millions of Dollars, 2013



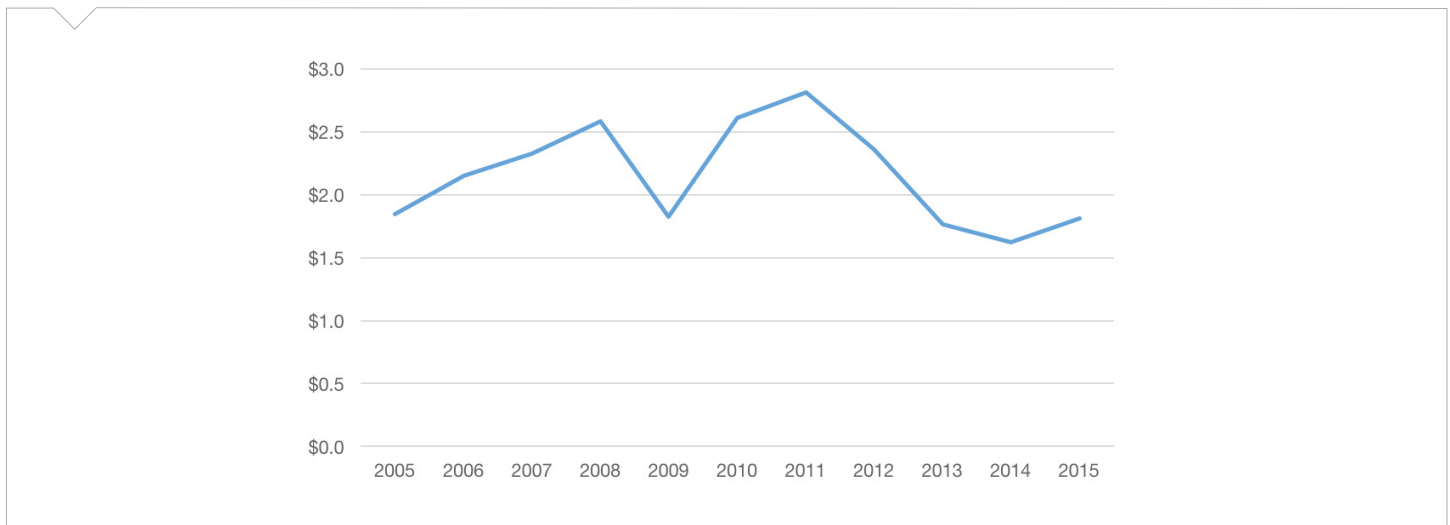
Maine Export Facts

Manufacturers help to drive Maine's economy, with \$1.81 billion in manufactured goods exports in 2015. That same year, \$0.80 billion in exports was with our free trade agreement (FTA) partners. This helps create jobs in the state, and 17.1% percent of its employment stemmed from exports in 2011. Small businesses comprised 85.1 percent of all exporters in Maine.

Manufactured Goods Exports (\$billions, 2015) (Percent share of total goods exports)	\$1.81 66.5%	Manufactured Goods to Free Trade Agreement Partners (\$billions, 2015) (Percent of total exports, 2015)	\$0.80 44.4%
U.S. Jobs Supported by Goods Exports (2014)	17,120	Total Manufactured Goods Exports to TPP (\$billions, 2015)	\$0.98
Employment from Manufacturing Exports (Export share of manufacturing jobs, 2011)	17.1%	Top Five Export Markets (Percent of total manufactured goods exports, 2015)	62.8%
Small Business Share of Total Exporters (2013)	85.1%	<ul style="list-style-type: none"> • Canada (33.1%) • Malaysia (11.4%) • China (10.0%) • Germany (5.1%) • Mexico (3.2%) 	

Sources: International Trade Administration, U.S. Census Bureau

Figure 3: Maine's Manufactured Goods Exports, in Billions of Dollars, 2000-2015



Additional Trade Facts

- In 2015, manufacturers in the United States sold \$12.7 billion more in manufactured goods to our FTA partners than we bought from them. The United States has a manufactured trade deficit of \$639.6 billion from countries where no FTAs existed.
- FTA countries: Australia, Bahrain, Canada, Chile, Columbia, Costa Rica, Dominican Republic, El Salvador, Guatemala, Honduras, Israel, Jordan, Mexico, Morocco, Nicaragua, Oman, Panama, Peru, Singapore and South Korea.
- Visit www.nam.org/statedata or www.nam.org/trade for more information.