

Montana Manufacturing Facts

Manufacturers in Montana account for 6.7 percent of the total output in the state, employing 4.1 percent of the workforce. Total output from manufacturing was \$2.93 billion in 2014. In addition, there were 18,700 manufacturing employees in Montana in 2015, with an average annual compensation of \$48,587 in 2014.

Manufacturing Output and Firms

Total Manufacturing Output (\$billions, 2014)
(Percent share of total gross state product) \$2.93
6.7%

Manufacturing Firms in Montana (2013) 1,204

Employment and Compensation

Manufacturing Employment (2015) 18,700
(Percent share of nonfarm employment) 4.1%

Average Annual Compensation
(Manufacturing, 2014) \$48,587
(Nonfarm Businesses, 2014) \$37,061

Sources: U.S. Bureau of Economic Analysis and the U.S. Census Bureau

Figure 1: Montana Manufacturing Output, in Billions of Dollars, 2000–2014

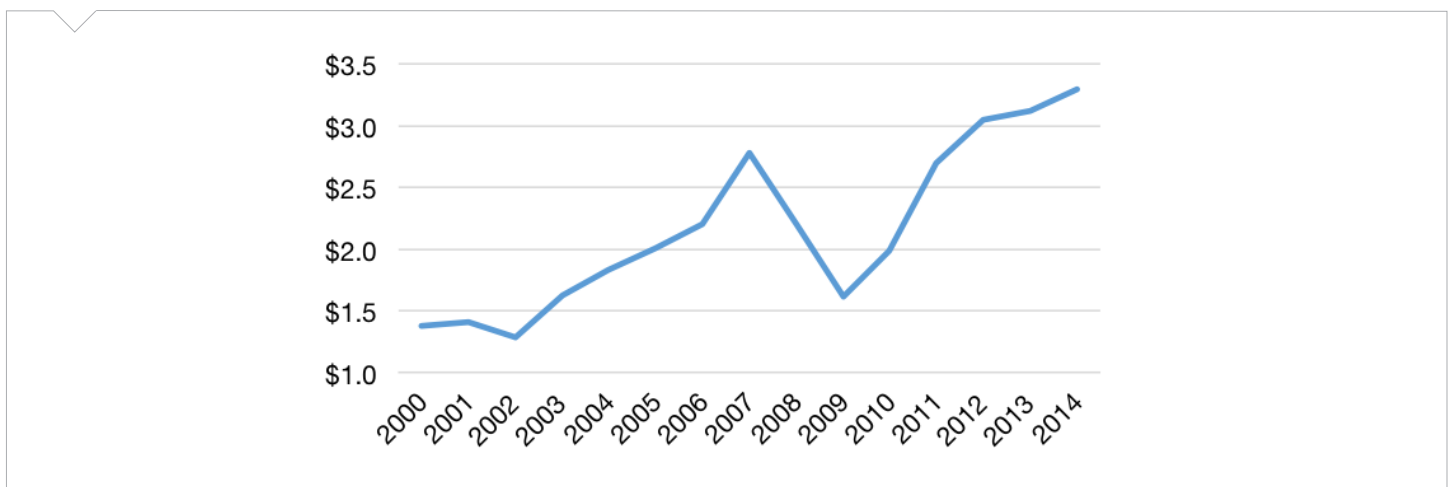
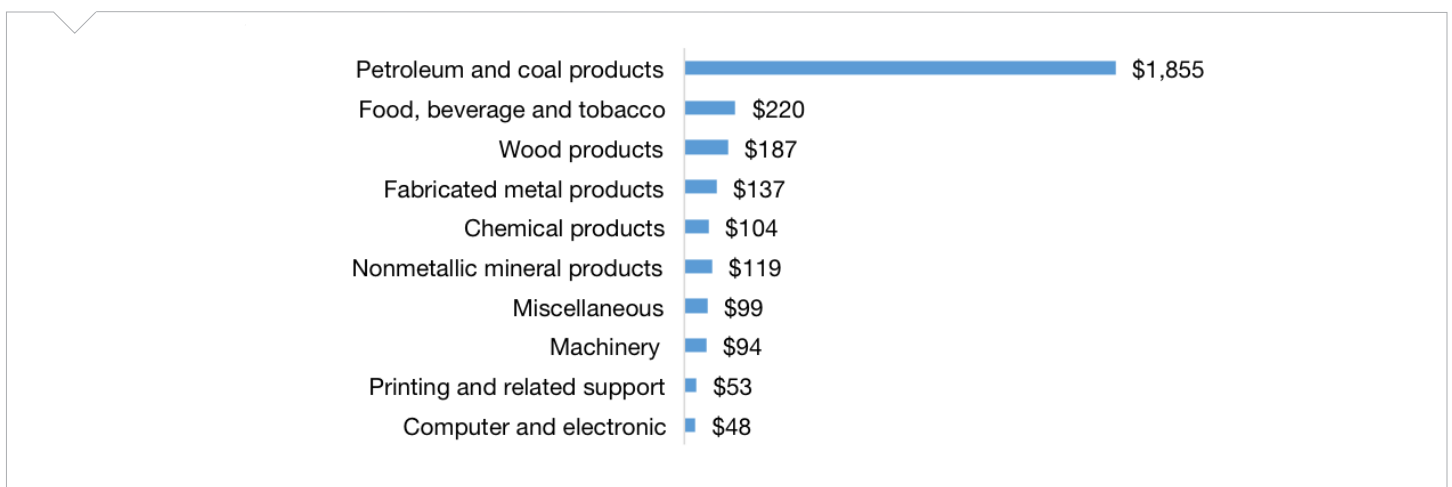


Figure 2: Top 10 Montana Manufacturing Sectors, in Millions of Dollars, 2013



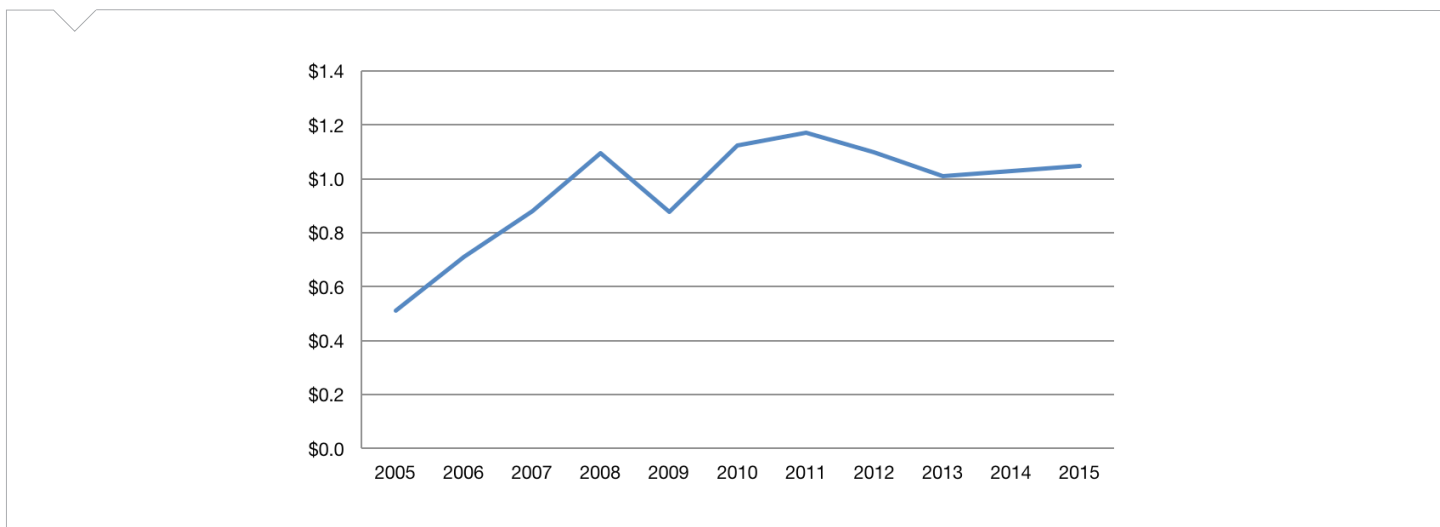
Montana Export Facts

Manufacturers help to drive Montana's economy, with \$1.05 billion in manufactured goods exports in 2015. That same year, \$0.59 billion in exports was with our free trade agreement (FTA) partners. This helps create jobs in the state, and 23.5% percent of its employment stemmed from exports in 2011. Small businesses comprised 85.4 percent of all exporters in Montana.

Manufactured Goods Exports (\$billions, 2015) (Percent share of total goods exports)	\$1.05 75.5%	Manufactured Goods to Free Trade Agreement Partners (\$billions, 2015) (Percent of total exports, 2015)	\$0.59 56.6%
U.S. Jobs Supported by Goods Exports (2014)	13,319	Total Manufactured Goods Exports to TPP (\$billions, 2015)	\$0.58
Employment from Manufacturing Exports (Export share of manufacturing jobs, 2011)	23.5%	Top Five Export Markets (Percent of total manufactured goods exports, 2015)	66.6%
Small Business Share of Total Exporters (2013)	85.4%	<ul style="list-style-type: none"> • Canada (41.3%) • China (10.2%) • South Korea (6.8%) • Japan (4.9%) • Belgium (3.5%) 	

Sources: International Trade Administration, U.S. Census Bureau

Figure 3: Montana's Manufactured Goods Exports, in Billions of Dollars, 2000-2015



Additional Trade Facts

- In 2015, manufacturers in the United States sold \$12.7 billion more in manufactured goods to our FTA partners than we bought from them. The United States has a manufactured trade deficit of \$639.6 billion from countries where no FTAs existed.
- FTA countries: Australia, Bahrain, Canada, Chile, Columbia, Costa Rica, Dominican Republic, El Salvador, Guatemala, Honduras, Israel, Jordan, Mexico, Morocco, Nicaragua, Oman, Panama, Peru, Singapore and South Korea.
- Visit www.nam.org/statedata or www.nam.org/trade for more information.