

United States Manufacturing Facts

Manufacturers account for 12 percent of the total output in the United States, employing 8.7 percent of the workforce. Total output from manufacturing was \$2,090.7 billion in 2014. In addition, there were 12,318,700 manufacturing employees in the U.S. in 2015, with an average annual compensation of \$79,553 in 2014.

Manufacturing Output and Firms

Total Manufacturing Output (\$billions, 2014) \$2,090.7
(Percent share of total gross state product) 12%

Manufacturing Firms in the U.S. (2013) 251,857

Employment and Compensation

Manufacturing Employment (2015) 12,318,700
(Percent share of nonfarm employment) 8.7%

Average Annual Compensation
(Manufacturing, 2014) \$79,553
(Nonfarm Businesses, 2014) \$64,351

Sources: U.S. Bureau of Economic Analysis and the U.S. Census Bureau

Figure 1: United States Manufacturing Output, in Billions of Dollars, 2000–2014

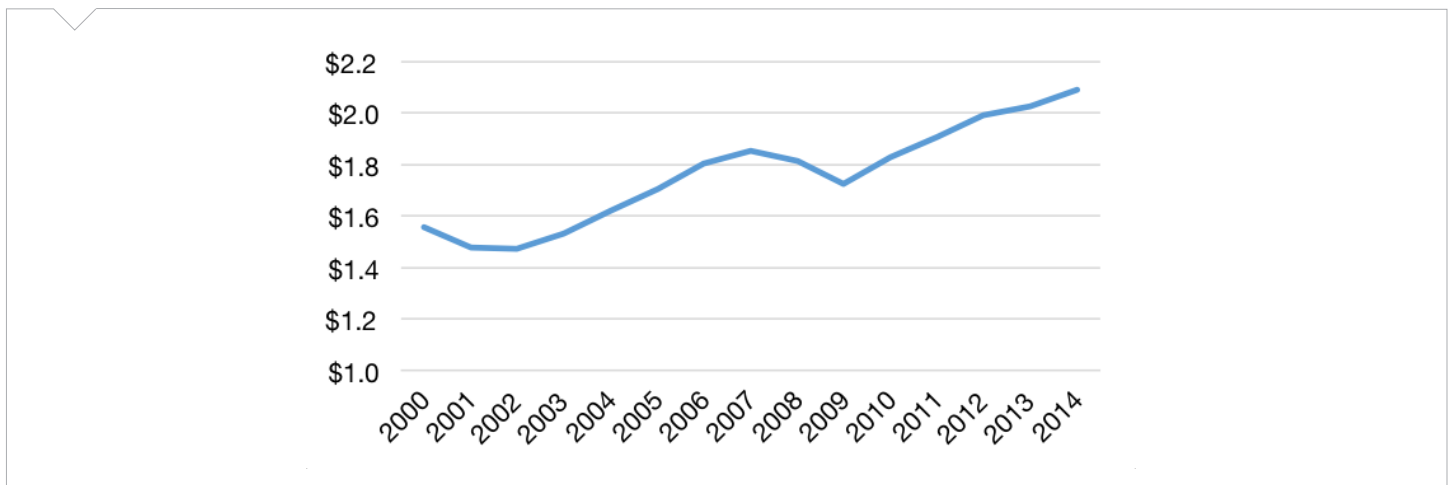
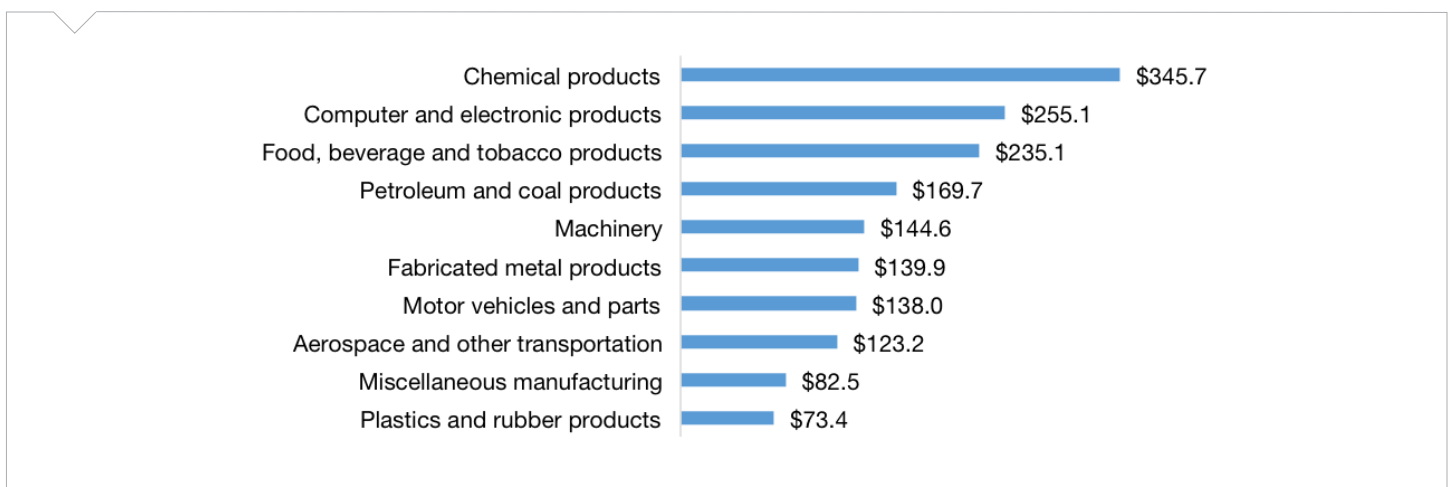


Figure 2: Top 10 United States Manufacturing Sectors, in Millions of Dollars, 2013



United States Export Facts

Manufacturers help to drive the U.S. economy, with \$1,316.79 billion in manufactured goods exports in 2015. That same year, our free trade agreement (FTA) partnerships purchased \$634.60 billion in exports. Small businesses comprised 96.6 percent of all exporters in United States.

Manufactured Goods Exports (\$billions, 2015) \$1,316.79
(Percent share of total goods exports) 87.5%

Growth in Manufactured Goods Exports (2010–2015) 19.6%

Small Business Share of Total Exporters (2013) 96.6%

Manufactured Goods to Free Trade Agreement Partners (\$billions, 2015) \$634.60
(Percent of total exports, 2015) 48.2%

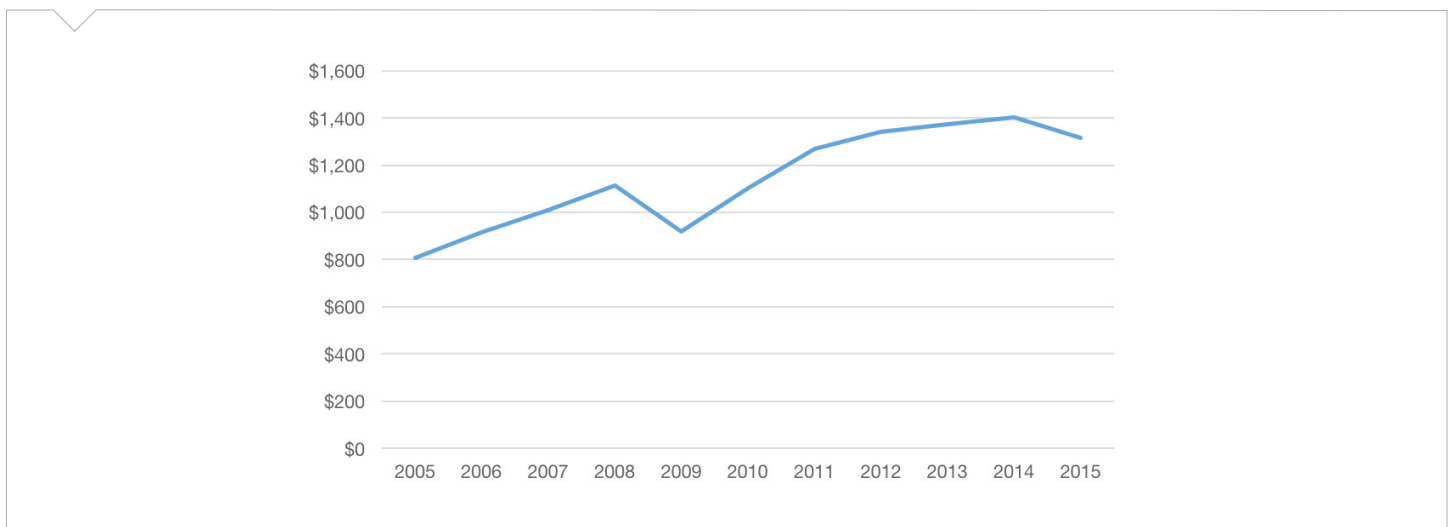
Total Manufactured Goods Exports to TPP (\$billions, 2015) \$605.49

Top Five Export Markets (Percent of total manufactured goods exports, 2015) 49.4%

- Canada (18.7%)
- Mexico (16.3%)
- China (6.8%)
- Japan (4.0%)
- United Kingdom (3.7%)

Sources: International Trade Administration, U.S. Census Bureau

Figure 3: United States's Manufactured Goods Exports, in Billions of Dollars, 2000-2015



Additional Trade Facts

- In 2015, manufacturers in the United States sold \$12.7 billion more in manufactured goods to our FTA partners than we bought from them. The United States has a manufactured trade deficit of \$639.6 billion from countries where no FTAs existed.
- FTA countries: Australia, Bahrain, Canada, Chile, Columbia, Costa Rica, Dominican Republic, El Salvador, Guatemala, Honduras, Israel, Jordan, Mexico, Morocco, Nicaragua, Oman, Panama, Peru, Singapore and South Korea.
- Visit www.nam.org/statedata or www.nam.org/trade for more information.