

Vermont Manufacturing Facts

Manufacturers in Vermont account for 9.7 percent of the total output in the state, employing 9.8 percent of the workforce. Total output from manufacturing was \$2.88 billion in 2014. In addition, there were 30,700 manufacturing employees in Vermont in 2015, with an average annual compensation of \$60,666 in 2014.

Manufacturing Output and Firms

Total Manufacturing Output (\$billions, 2014) \$2.88
 (Percent share of total gross state product) 9.7%

Manufacturing Firms in Vermont (2013) 941

Employment and Compensation

Manufacturing Employment (2015) 30,700
 (Percent share of nonfarm employment) 9.8%

Average Annual Compensation
 (Manufacturing, 2014) \$60,666
 (Nonfarm Businesses, 2014) \$40,768

Sources: U.S. Bureau of Economic Analysis and the U.S. Census Bureau

Figure 1: Vermont Manufacturing Output, in Billions of Dollars, 2000–2014

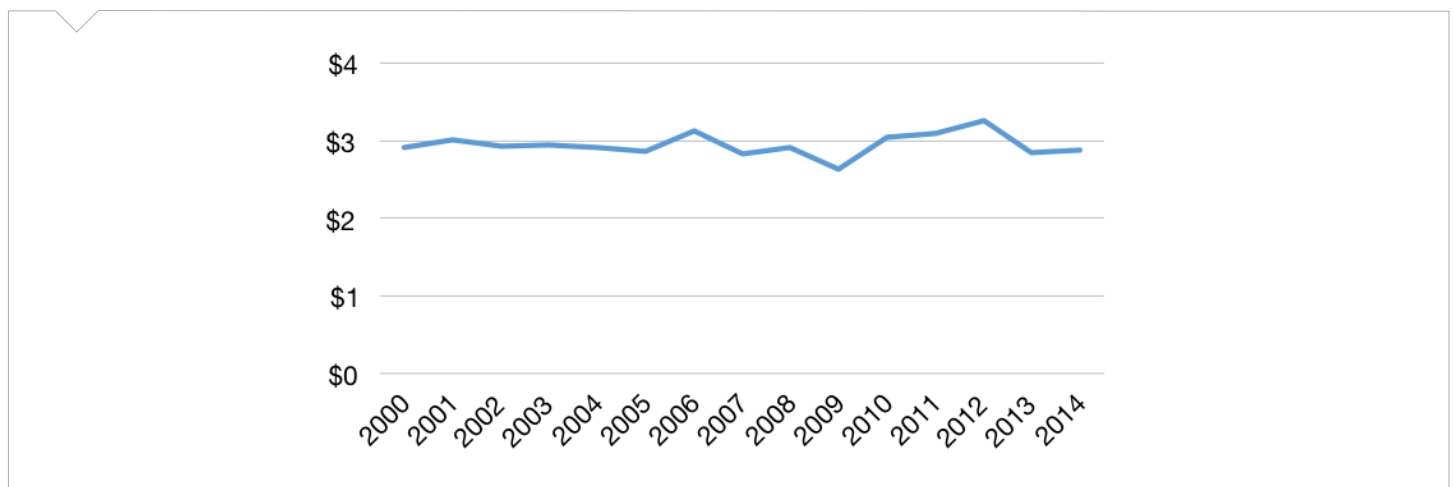
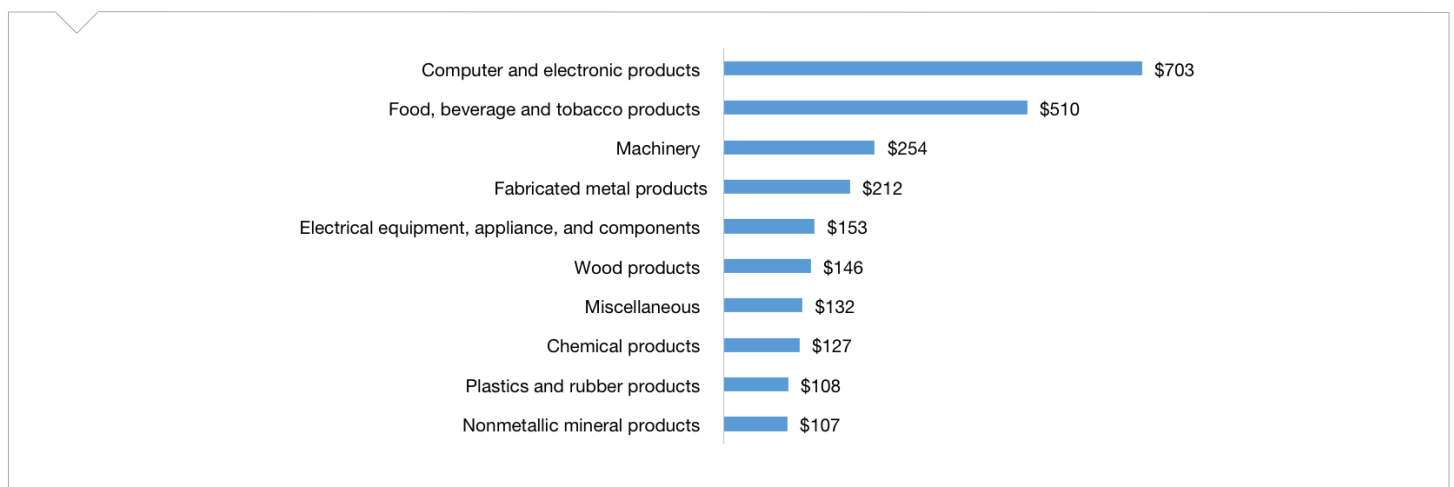


Figure 2: Top 10 Vermont Manufacturing Sectors, in Millions of Dollars, 2013



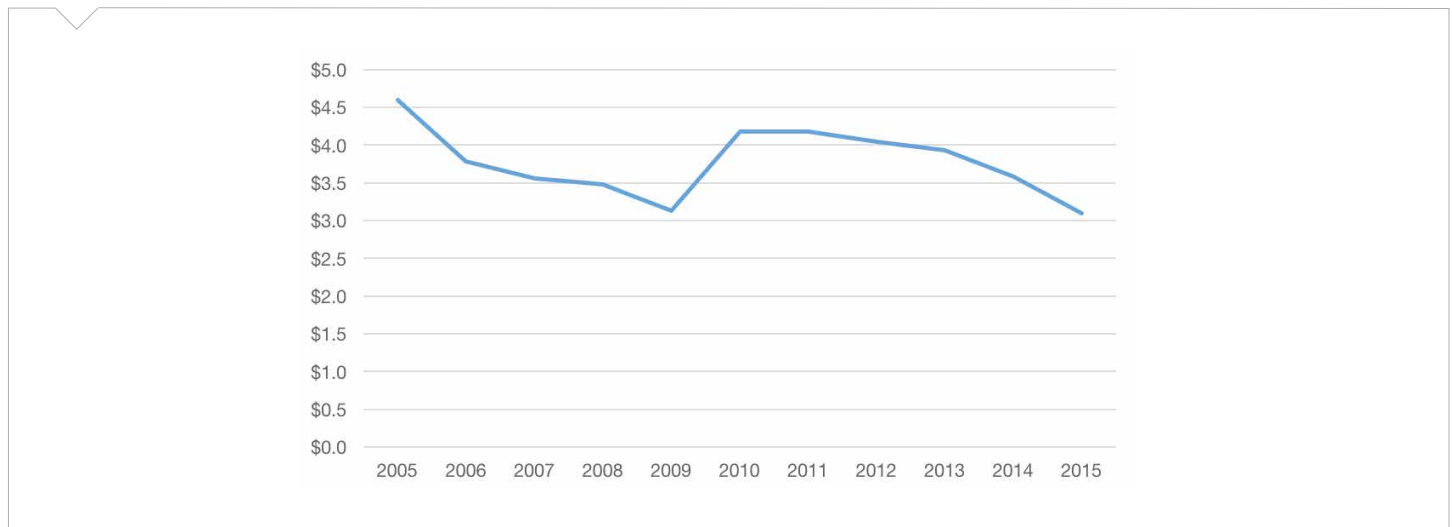
Vermont Export Facts

Manufacturers help to drive Vermont's economy, with \$3.09 billion in manufactured goods exports in 2015. That same year, \$1.60 billion in exports was with our free trade agreement (FTA) partners. This helps create jobs in the state, and 20.7% percent of its employment stemmed from exports in 2011. Small businesses comprised 84.2 percent of all exporters in Vermont.

Manufactured Goods Exports (\$billions, 2015) (Percent share of total goods exports)	\$3.09 97.3%	Manufactured Goods to Free Trade Agreement Partners (\$billions, 2015) (Percent of total exports, 2015)	\$1.60 51.9%
U.S. Jobs Supported by Goods Exports (2014)	16,320	Total Manufactured Goods Exports to TPP (\$billions, 2015)	\$1.75
Employment from Manufacturing Exports (Export share of manufacturing jobs, 2011)	20.7%	Top Five Export Markets (Percent of total manufactured goods exports, 2015)	66.9%
Small Business Share of Total Exporters (2013)	84.2%	<ul style="list-style-type: none"> • Canada (36.1%) • Hong Kong (9.6%) • Malaysia (7.5%) • China (6.9%) • Mexico (6.9%) 	

Sources: International Trade Administration, U.S. Census Bureau

Figure 3: Vermont's Manufactured Goods Exports, in Billions of Dollars, 2000-2015



Additional Trade Facts

- In 2015, manufacturers in the United States sold \$12.7 billion more in manufactured goods to our FTA partners than we bought from them. The United States has a manufactured trade deficit of \$639.6 billion from countries where no FTAs existed.
- FTA countries: Australia, Bahrain, Canada, Chile, Columbia, Costa Rica, Dominican Republic, El Salvador, Guatemala, Honduras, Israel, Jordan, Mexico, Morocco, Nicaragua, Oman, Panama, Peru, Singapore and South Korea.
- Visit www.nam.org/statedata or www.nam.org/trade for more information.