

Wyoming Manufacturing Facts

Manufacturers in Wyoming account for 5.0 percent of the total output in the state, employing 3.4 percent of the workforce. Total output from manufacturing was \$2.19 billion in 2014. In addition, there were 9,900 manufacturing employees in Wyoming in 2015, with an average annual compensation of \$66,919 in 2014.

Manufacturing Output and Firms

Total Manufacturing Output (\$billions, 2014) \$2.19
(Percent share of total gross state product) 5.0%

Manufacturing Firms in Wyoming (2013) 532

Employment and Compensation

Manufacturing Employment (2015) 9,900
(Percent share of nonfarm employment) 3.4%

Average Annual Compensation (Manufacturing, 2014) \$66,919
(Nonfarm Businesses, 2014) \$46,427

Sources: U.S. Bureau of Economic Analysis and the U.S. Census Bureau

Figure 1: Wyoming Manufacturing Output, in Billions of Dollars, 2000–2014

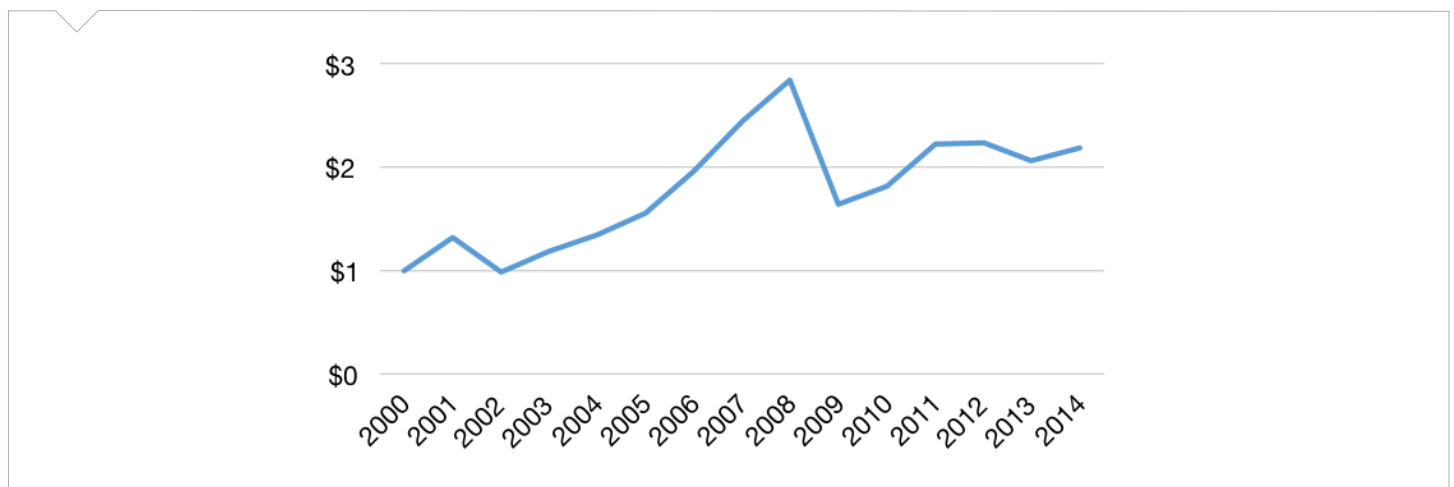
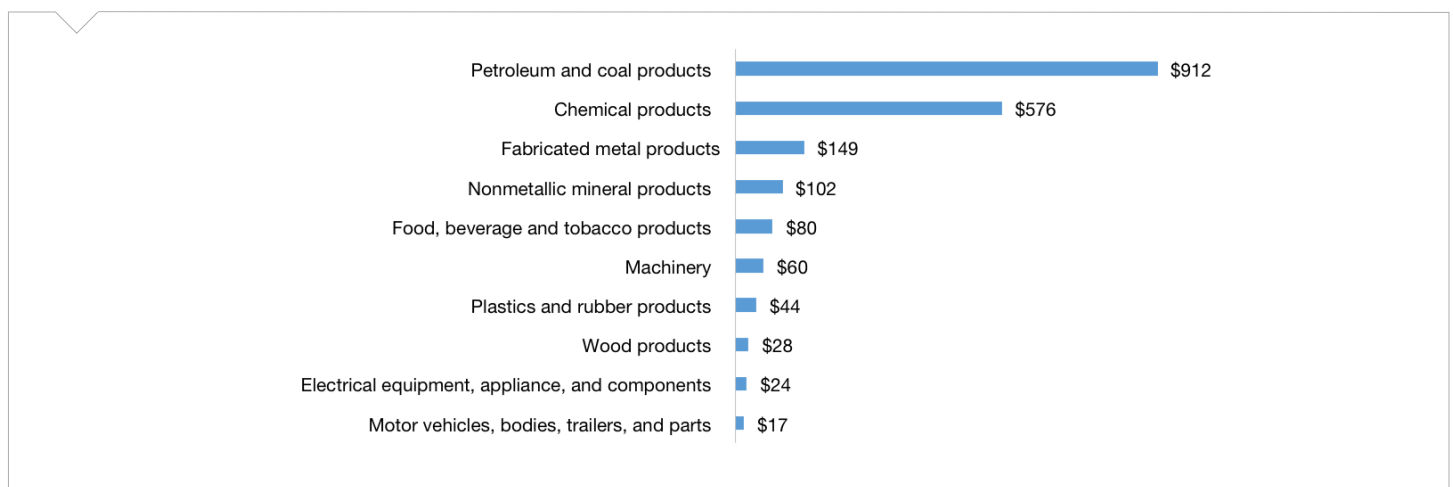


Figure 2: Top 10 Wyoming Manufacturing Sectors, in Millions of Dollars, 2013



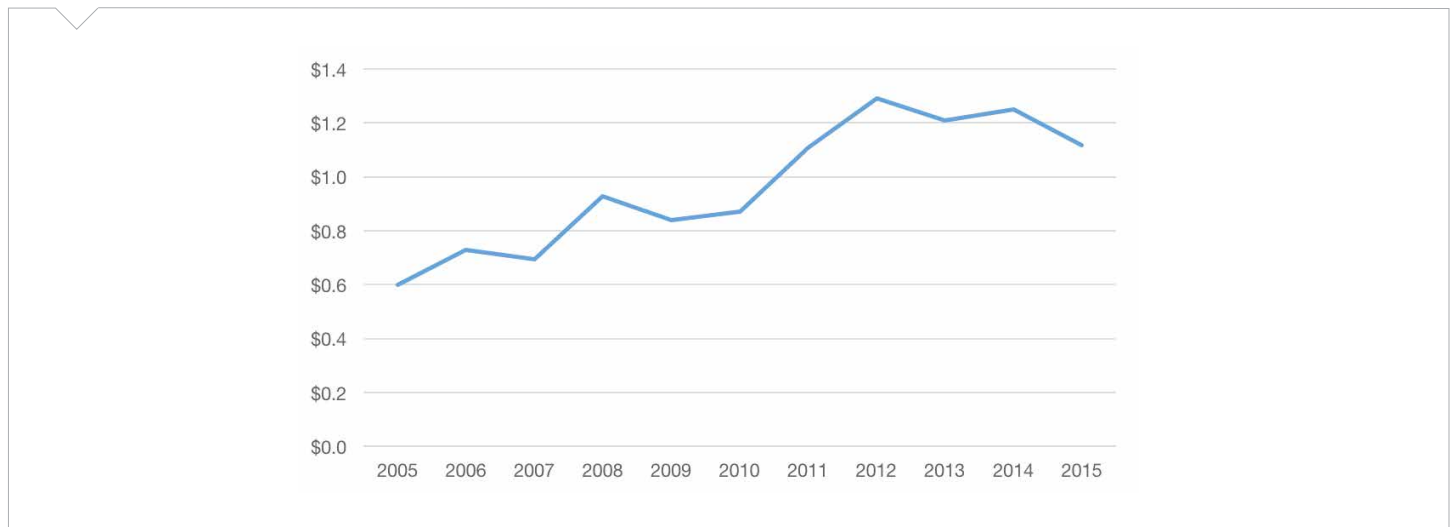
Wyoming Export Facts

Manufacturers help to drive Wyoming's economy, with \$1.12 billion in manufactured goods exports in 2015. That same year, \$0.38 billion in exports was with our free trade agreement (FTA) partners. This helps create jobs in the state, and 19.0% percent of its employment stemmed from exports in 2011. Small businesses comprised 73.8 percent of all exporters in Wyoming.

Manufactured Goods Exports (\$billions, 2015) (Percent share of total goods exports)	\$1.12 95.2%	Manufactured Goods to Free Trade Agreement Partners (\$billions, 2015) (Percent of total exports, 2015)	\$0.38 33.6%
Growth in Manufactured Goods Exports (2010–2015)	28.2%	Total Manufactured Goods Exports to TPP (\$billions, 2015)	\$0.39
U.S. Jobs Supported by Goods Exports (2014)	6,111	Top Five Export Markets (Percent of total manufactured goods exports, 2015)	49.3%
Employment from Manufacturing Exports (Export share of manufacturing jobs, 2011)	19.0%	<ul style="list-style-type: none"> • Brazil (17.4%) • Canada (14.3%) • Indonesia (7.3%) • Japan (5.6%) • United Kingdom (4.7%) 	
Small Business Share of Total Exporters (2013)	73.8%		

Sources: International Trade Administration, U.S. Census Bureau

Figure 3: Wyoming's Manufactured Goods Exports, in Billions of Dollars, 2000-2015



Additional Trade Facts

- In 2015, manufacturers in the United States sold \$12.7 billion more in manufactured goods to our FTA partners than we bought from them. The United States has a manufactured trade deficit of \$639.6 billion from countries where no FTAs existed.
- FTA countries: Australia, Bahrain, Canada, Chile, Columbia, Costa Rica, Dominican Republic, El Salvador, Guatemala, Honduras, Israel, Jordan, Mexico, Morocco, Nicaragua, Oman, Panama, Peru, Singapore and South Korea.
- Visit www.nam.org/statedata or www.nam.org/trade for more information.