

Florida Manufacturing Facts

Manufacturers in Florida account for 5.1 percent of the total output in the state, employing 4.2 percent of the workforce. Total output from manufacturing was \$44.76 billion in 2015. In addition, there were 335,700 manufacturing employees in Florida in 2015, with an average annual compensation of \$66,800 in 2015.

Manufacturing Output and Firms

Total Manufacturing Output (\$billions, 2015) \$44.76
(Percent share of total gross state product) 5.1%

Manufacturing Firms in Florida (2014) 12,176

Employment and Compensation

Manufacturing Employment (2015) 335,700
(Percent share of nonfarm employment) 4.2%

Average Annual Compensation (Manufacturing, 2015) \$66,800
(Nonfarm Businesses, 2015) \$43,826

Sources: U.S. Bureau of Economic Analysis and the U.S. Census Bureau

Figure 1: Florida Manufacturing Output, in Billions of Dollars, 2005–2015

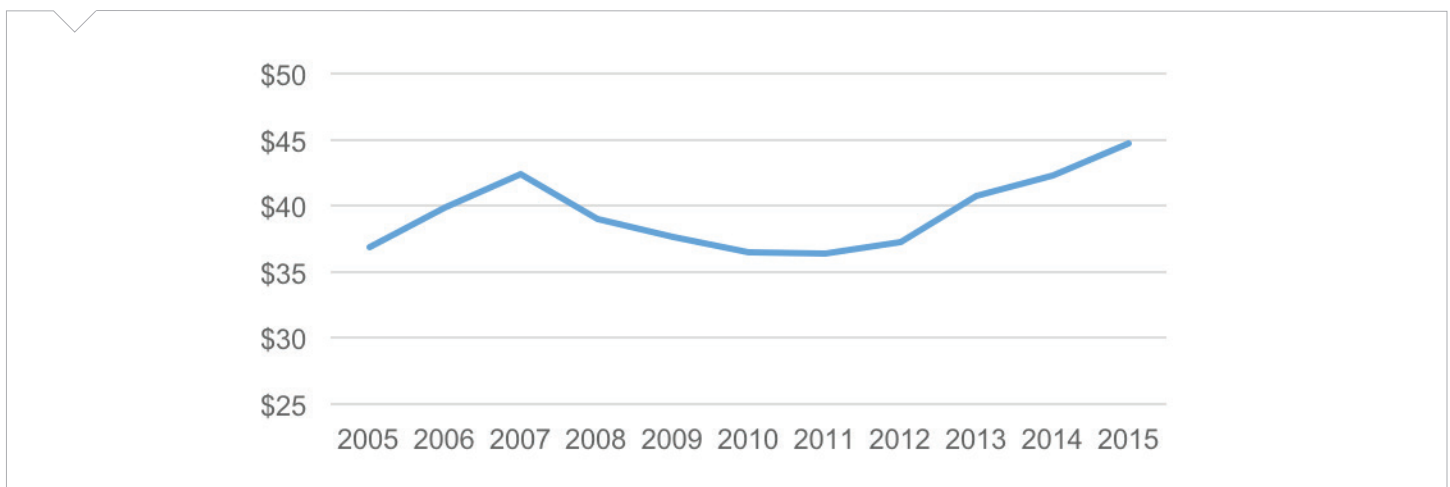
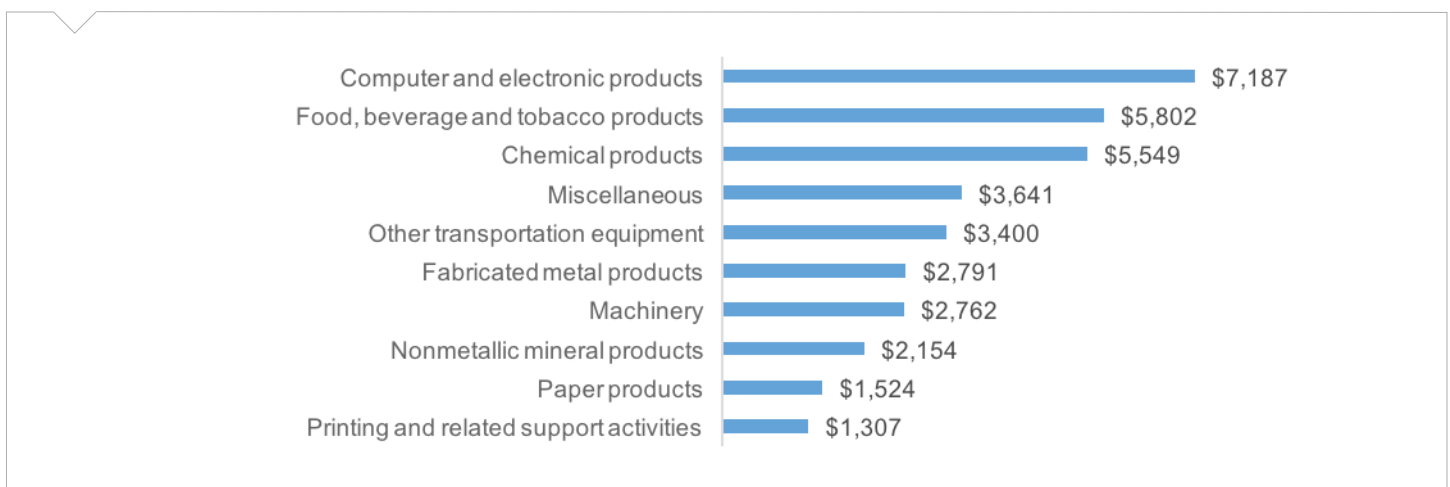


Figure 2: Top 10 Florida Manufacturing Sectors, in Millions of Dollars, 2014



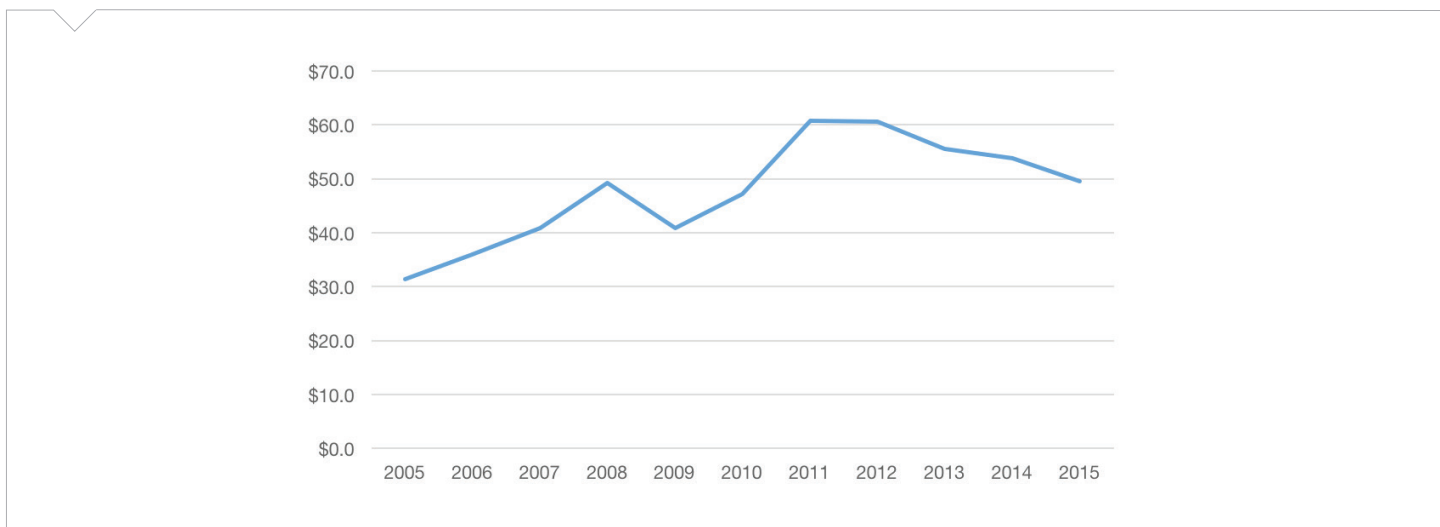
Florida Export Facts

Manufacturers help to drive Florida's economy, with \$49.58 billion in manufactured goods exports in 2015. That same year, \$19.69 billion in exports was with our free trade agreement (FTA) partners. This helps create jobs in the state, and 18.30% percent of its employment stemmed from exports in 2011. Small businesses comprised 95.4 percent of all exporters in Florida.

Manufactured Goods Exports (\$billions, 2015) (Percent share of total goods exports)	\$49.58 92.10%	Manufactured Goods to Free Trade Agreement Partners (\$billions, 2015) (Percent of total exports, 2015)	\$19.69 39.70%
Growth in Manufactured Goods Exports (2010–2015)	5.10%	Total Manufactured Goods Exports to TPP (2015)	\$11.12
U.S. Jobs Supported by Goods Exports (2014)	270,473	Top Five Export Markets (Percent of total manufactured goods exports, 2015)	27.70%
Employment from Manufacturing Exports (Export share of manufacturing jobs, 2011)	18.30%	<ul style="list-style-type: none"> • Brazil (7.30%) • Canada (6.30%) • Mexico (5.20%) • Columbia (4.90%) • Venezuela (4.00%) 	
Small Business Share of Total Exporters (2013)	95.4%		

Sources: International Trade Administration, U.S. Census Bureau

Figure 3: Florida's Manufactured Goods Exports, in Billions of Dollars, 2000-2015



Additional Trade Facts

- In 2015, manufacturers in the United States sold \$12.7 billion more in manufactured goods to our FTA partners than we bought from them. The United States has a manufactured trade deficit of \$639.6 billion from countries where no FTAs existed.
- FTA countries: Australia, Bahrain, Canada, Chile, Columbia, Costa Rica, Dominican Republic, El Salvador, Guatemala, Honduras, Israel, Jordan, Mexico, Morocco, Nicaragua, Oman, Panama, Peru, Singapore and South Korea.
- Visit www.nam.org/statedata or www.nam.org/trade for more information.