

Maine Manufacturing Facts

Manufacturers in Maine account for 9.9 percent of the total output in the state, employing 8.2 percent of the workforce. Total output from manufacturing was \$5.59 billion in 2015. In addition, there were 50,000 manufacturing employees in Maine in 2015, with an average annual compensation of \$63,175 in 2015.

Manufacturing Output and Firms

Total Manufacturing Output (*\$billions, 2015*) \$5.59
 (Percent share of total gross state product) 9.9%

Manufacturing Firms in Maine (2014) 1,574

Employment and Compensation

Manufacturing Employment (2015) 50,000
 (Percent share of nonfarm employment) 8.2%

Average Annual Compensation
 (Manufacturing, 2015) \$63,175
 (Nonfarm Businesses, 2015) \$41,189

Sources: U.S. Bureau of Economic Analysis and the U.S. Census Bureau

Figure 1: Maine Manufacturing Output, in Billions of Dollars, 2005–2015

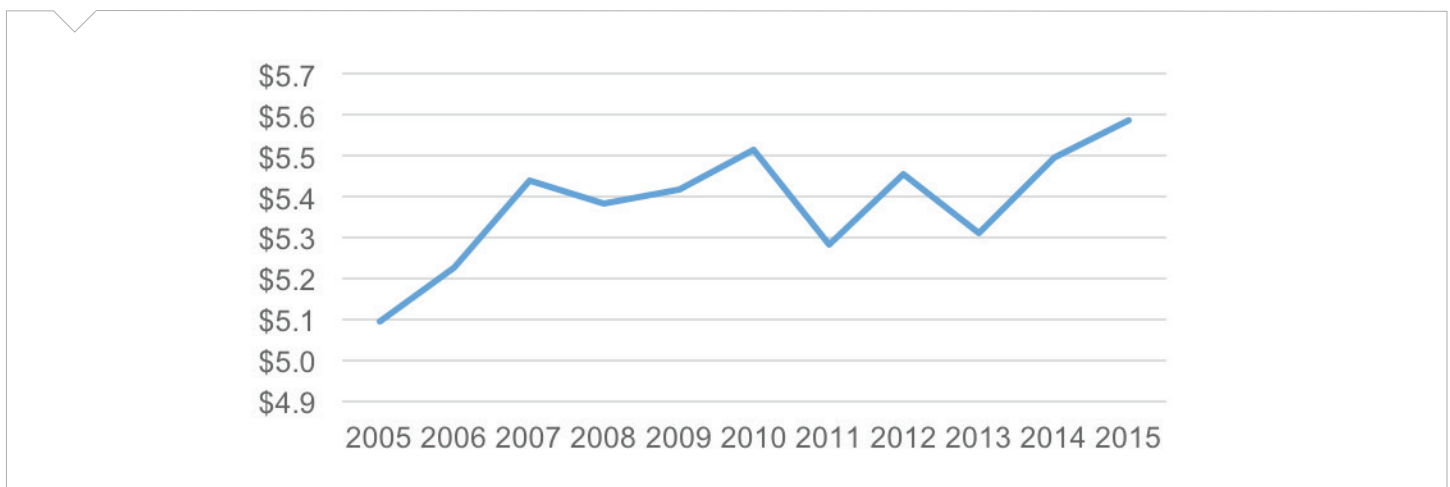
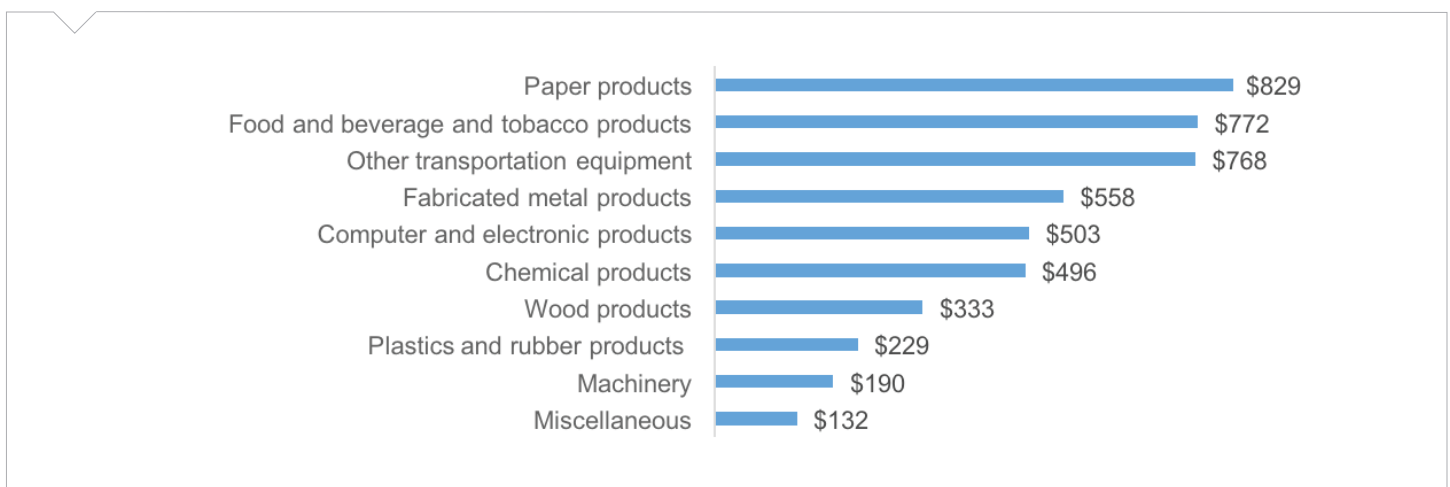


Figure 2: Top 10 Maine Manufacturing Sectors, in Millions of Dollars, 2014



Maine Export Facts

Manufacturers help to drive Maine's economy, with \$1.81 billion in manufactured goods exports in 2015. That same year, \$0.80 billion in exports was with our free trade agreement (FTA) partners. This helps create jobs in the state, and 17.10% percent of its employment stemmed from exports in 2011. Small businesses comprised 85.1 percent of all exporters in Maine.

Manufactured Goods Exports (\$billions, 2015) \$1.81
(Percent share of total goods exports) 66.50%

Growth in Manufactured Goods Exports (2010–2015) -30.50%

U.S. Jobs Supported by Goods Exports (2014) 17,120

Employment from Manufacturing Exports (Export share of manufacturing jobs, 2011) 17.10%

Small Business Share of Total Exporters (2013) 85.1%

Manufactured Goods to Free Trade Agreement Partners (\$billions, 2015) \$0.80
(Percent of total exports, 2015) 44.40%

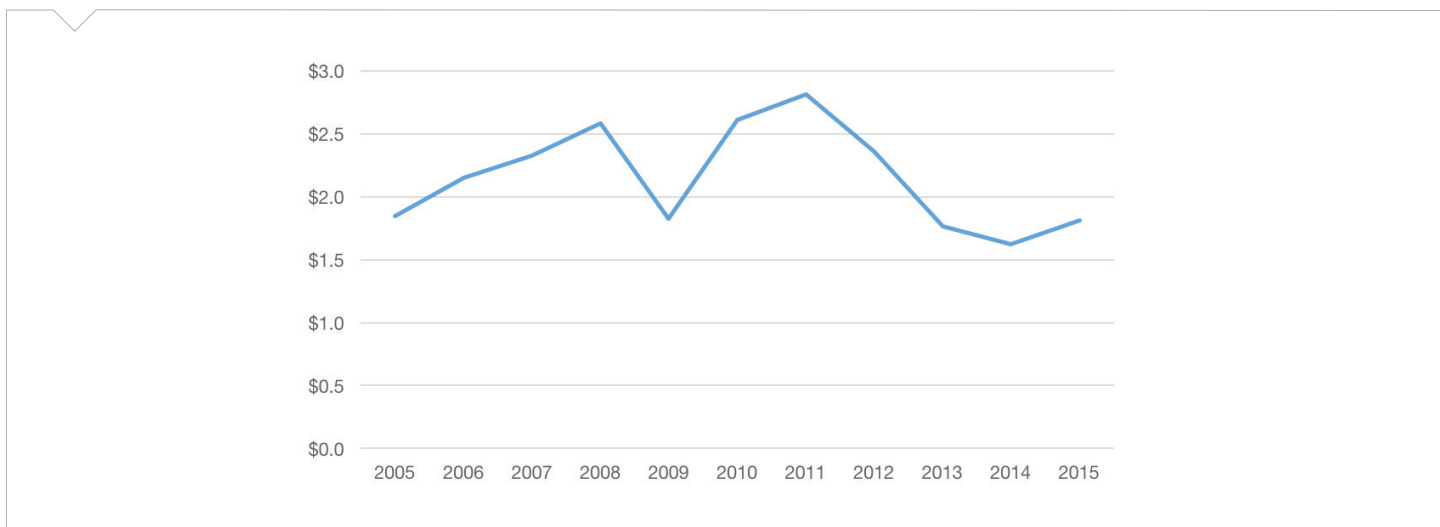
Total Manufactured Goods Exports to TPP (2015) \$0.98

Top Five Export Markets (Percent of total manufactured goods exports, 2015) 62.70%

- Canada (33.00%)
- Malaysia (11.40%)
- China (10.00%)
- Germany (5.10%)
- Mexico (3.20%)

Sources: International Trade Administration, U.S. Census Bureau

Figure 3: Maine's Manufactured Goods Exports, in Billions of Dollars, 2000-2015



Additional Trade Facts

- In 2015, manufacturers in the United States sold \$12.7 billion more in manufactured goods to our FTA partners than we bought from them. The United States has a manufactured trade deficit of \$639.6 billion from countries where no FTAs existed.
- FTA countries: Australia, Bahrain, Canada, Chile, Columbia, Costa Rica, Dominican Republic, El Salvador, Guatemala, Honduras, Israel, Jordan, Mexico, Morocco, Nicaragua, Oman, Panama, Peru, Singapore and South Korea.
- Visit www.nam.org/statedata or www.nam.org/trade for more information.