

Montana Manufacturing Facts

Manufacturers in Montana account for 6.8 percent of the total output in the state, employing 4.1 percent of the workforce. Total output from manufacturing was \$3.13 billion in 2015. In addition, there were 18,700 manufacturing employees in Montana in 2015, with an average annual compensation of \$50,611 in 2015.

Manufacturing Output and Firms

Total Manufacturing Output (\$billions, 2015) (Percent share of total gross state product)	\$3.13 6.8%
Manufacturing Firms in Montana (2014)	1,224

Employment and Compensation

Manufacturing Employment (2015) (Percent share of nonfarm employment)	18,700 4.1%
Average Annual Compensation (Manufacturing, 2015) (Nonfarm Businesses, 2015)	\$50,611 \$37,767

Sources: U.S. Bureau of Economic Analysis and the U.S. Census Bureau

Figure 1: Montana Manufacturing Output, in Billions of Dollars, 2005–2015

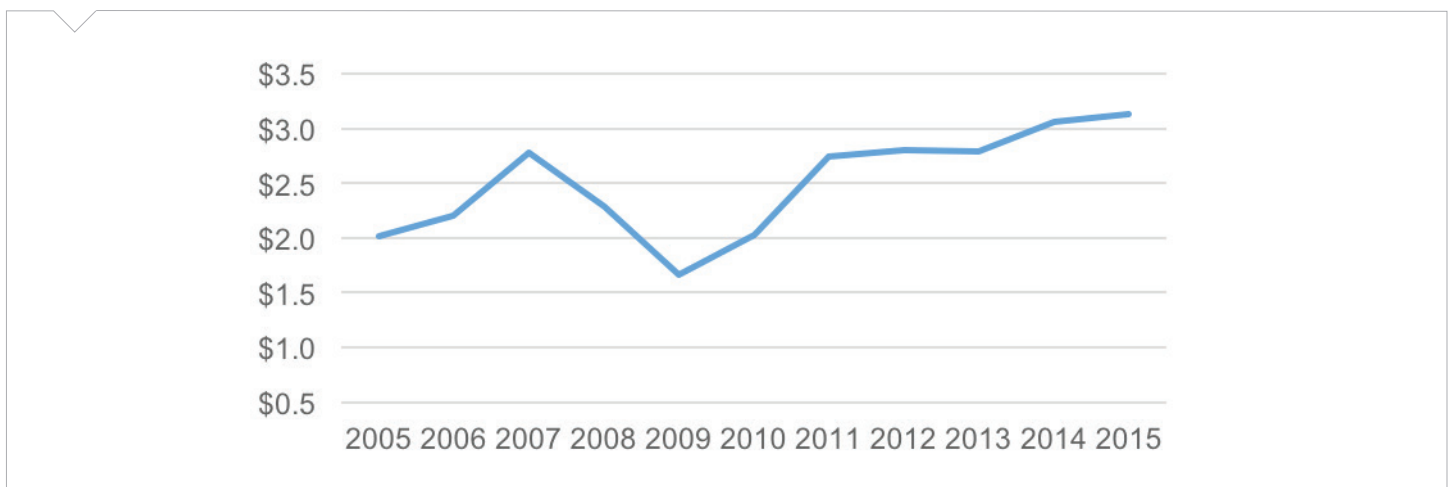
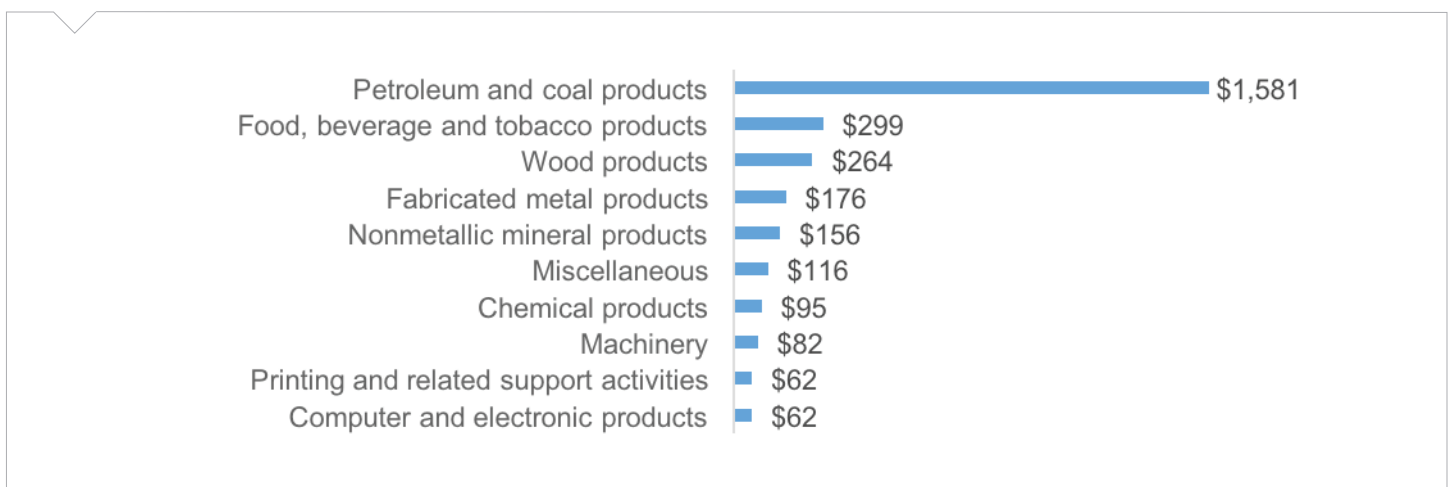


Figure 2: Top 10 Montana Manufacturing Sectors, in Millions of Dollars, 2014



Montana Export Facts

Manufacturers help to drive Montana's economy, with \$1.05 billion in manufactured goods exports in 2015. That same year, \$0.59 billion in exports was with our free trade agreement (FTA) partners. This helps create jobs in the state, and 23.50% percent of its employment stemmed from exports in 2011. Small businesses comprised 85.4 percent of all exporters in Montana.

Manufactured Goods Exports (\$billions, 2015) \$1.05
(Percent share of total goods exports) 75.50%

Growth in Manufactured Goods Exports (2010–2015) -6.70%

U.S. Jobs Supported by Goods Exports (2014) 13,319

Employment from Manufacturing Exports (Export share of manufacturing jobs, 2011) 23.50%

Small Business Share of Total Exporters (2013) 85.4%

Manufactured Goods to Free Trade Agreement Partners (\$billions, 2015) \$0.59
(Percent of total exports, 2015) 56.60%

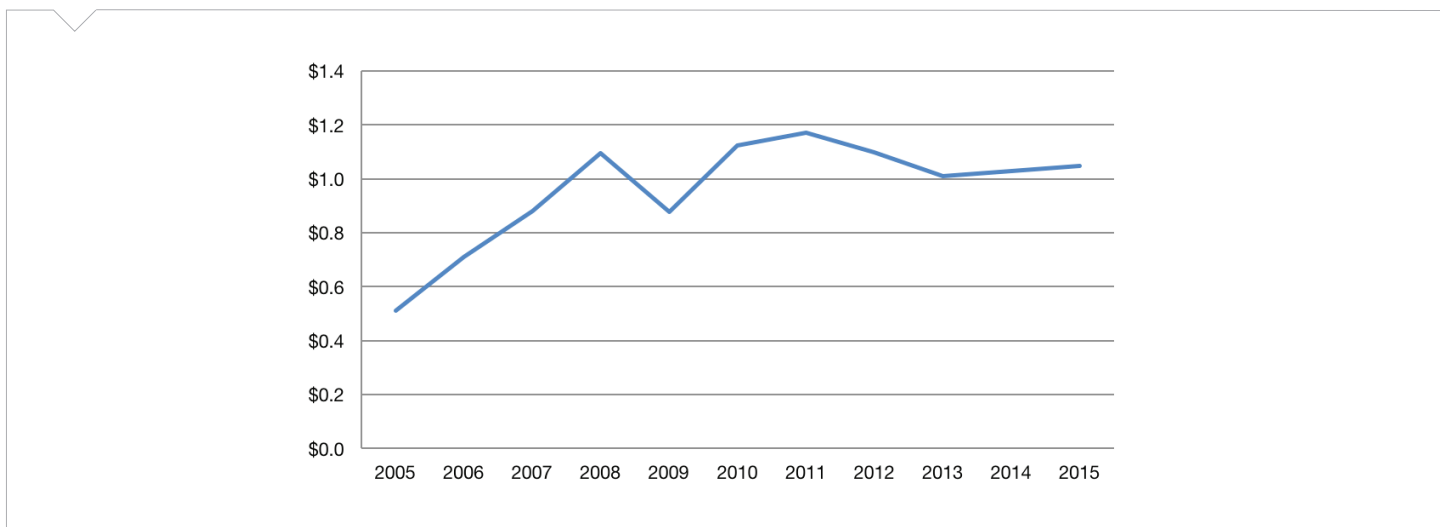
Total Manufactured Goods Exports to TPP (2015) \$0.58

Top Five Export Markets (Percent of total manufactured goods exports, 2015) 66.70%

- Canada (41.30%)
- China (10.20%)
- South Korea (6.80%)
- Japan (4.90%)
- Belgium (3.50%)

Sources: International Trade Administration, U.S. Census Bureau

Figure 3: Montana's Manufactured Goods Exports, in Billions of Dollars, 2000-2015



Additional Trade Facts

- In 2015, manufacturers in the United States sold \$12.7 billion more in manufactured goods to our FTA partners than we bought from them. The United States has a manufactured trade deficit of \$639.6 billion from countries where no FTAs existed.
- FTA countries: Australia, Bahrain, Canada, Chile, Columbia, Costa Rica, Dominican Republic, El Salvador, Guatemala, Honduras, Israel, Jordan, Mexico, Morocco, Nicaragua, Oman, Panama, Peru, Singapore and South Korea.
- Visit www.nam.org/statedata or www.nam.org/trade for more information.