

New Mexico Manufacturing Facts

Manufacturers in New Mexico account for 4.6 percent of the total output in the state, employing 3.4 percent of the workforce. Total output from manufacturing was \$4.24 billion in 2015. In addition, there were 27,900 manufacturing employees in New Mexico in 2015, with an average annual compensation of \$60,265 in 2015.

Manufacturing Output and Firms

Total Manufacturing Output (*\$billions, 2015*) \$4.24
 (Percent share of total gross state product) 4.6%

Manufacturing Firms in New Mexico (2014) 1,309

Employment and Compensation

Manufacturing Employment (2015) 27,900
 (Percent share of nonfarm employment) 3.4%

Average Annual Compensation
 (Manufacturing, 2015) \$60,265
 (Nonfarm Businesses, 2015) \$43,858

Sources: U.S. Bureau of Economic Analysis and the U.S. Census Bureau

Figure 1: New Mexico Manufacturing Output, in Billions of Dollars, 2005–2015

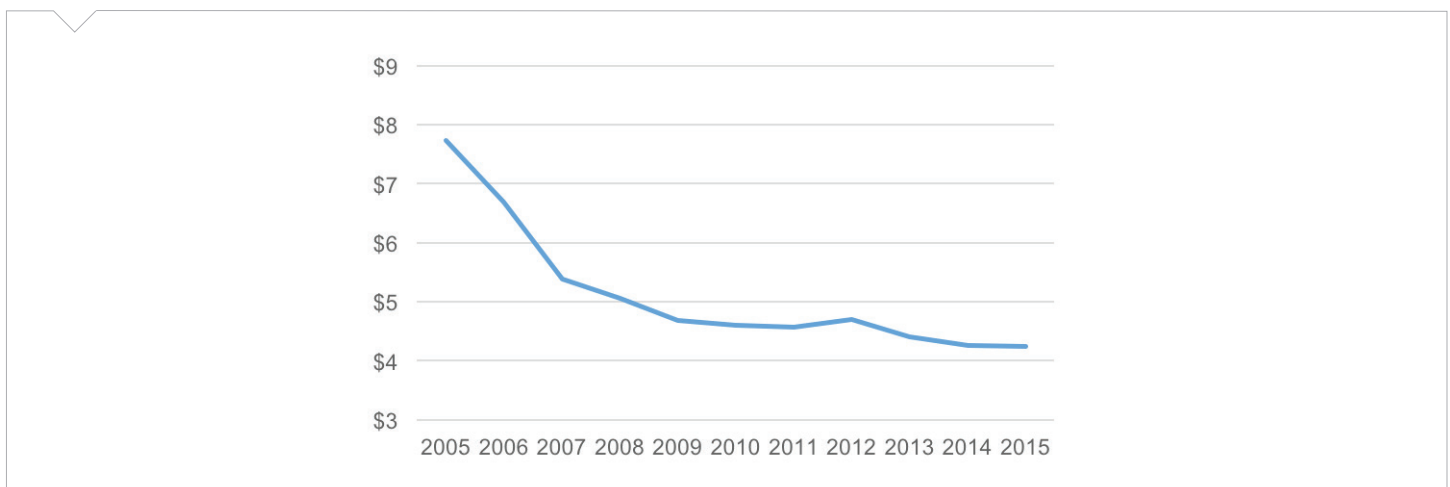
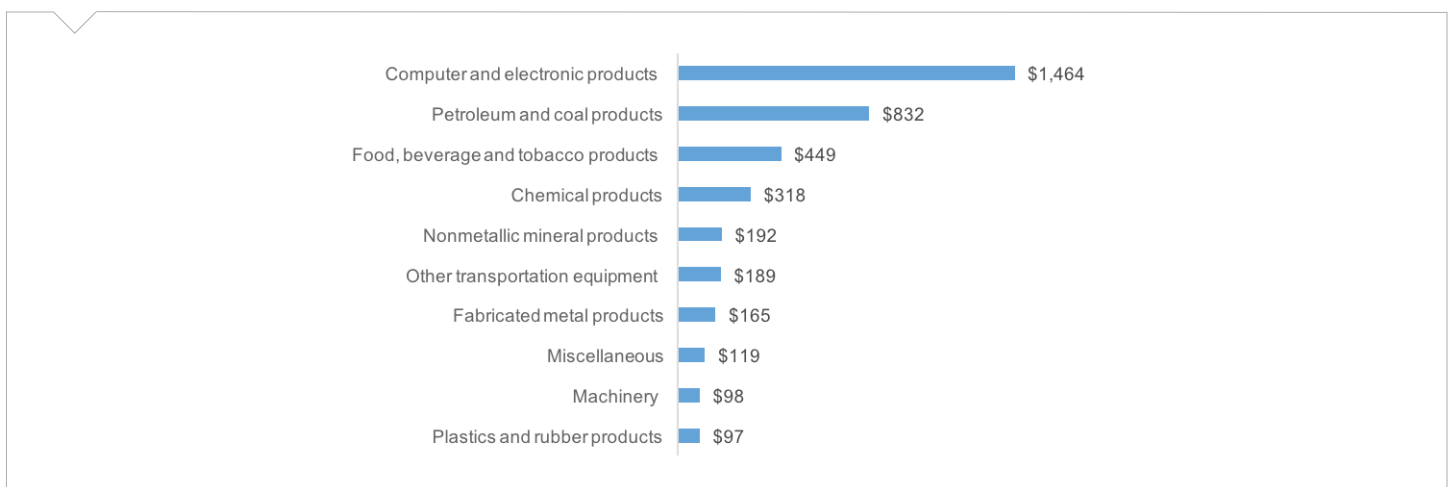


Figure 2: Top 10 New Mexico Manufacturing Sectors, in Millions of Dollars, 2014



New Mexico Export Facts

Manufacturers help to drive New Mexico's economy, with \$3.65 billion in manufactured goods exports in 2015. That same year, \$2.97 billion in exports was with our free trade agreement (FTA) partners. This helps create jobs in the state, and 18.80% percent of its employment stemmed from exports in 2011. Small businesses comprised 82.5 percent of all exporters in New Mexico.

Manufactured Goods Exports (\$billions, 2015) \$3.65
(Percent share of total goods exports) 96.70%

Growth in Manufactured Goods Exports (2010–2015) 156.80%

U.S. Jobs Supported by Goods Exports (2014) 16,546

Employment from Manufacturing Exports (Export share of manufacturing jobs, 2011) 18.80%

Small Business Share of Total Exporters (2013) 82.5%

Manufactured Goods to Free Trade Agreement Partners (\$billions, 2015) \$2.97
(Percent of total exports, 2015) 81.50%

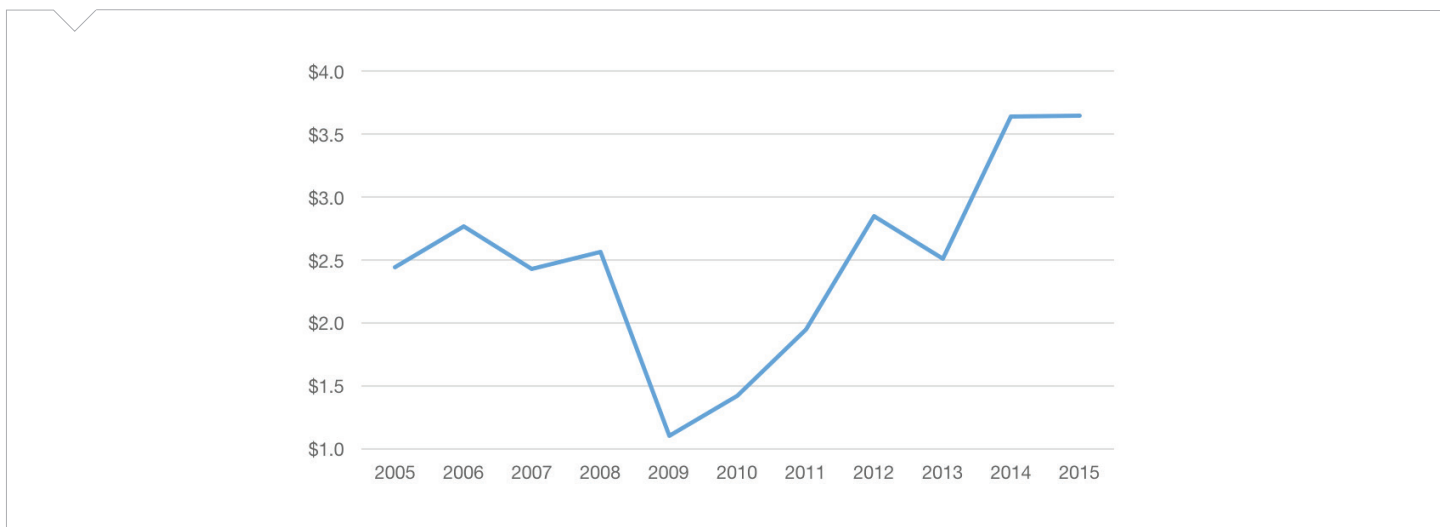
Total Manufactured Goods Exports to TPP (2015) \$1.94

Top Five Export Markets (Percent of total manufactured goods exports, 2015) 83.60%

- Mexico (45.10%)
- Israel (29.70%)
- Canada (4.60%)
- Belgium (2.10%)
- China (2.10%)

Sources: International Trade Administration, U.S. Census Bureau

Figure 3: New Mexico's Manufactured Goods Exports, in Billions of Dollars, 2000-2015



Additional Trade Facts

- In 2015, manufacturers in the United States sold \$12.7 billion more in manufactured goods to our FTA partners than we bought from them. The United States has a manufactured trade deficit of \$639.6 billion from countries where no FTAs existed.
- FTA countries: Australia, Bahrain, Canada, Chile, Columbia, Costa Rica, Dominican Republic, El Salvador, Guatemala, Honduras, Israel, Jordan, Mexico, Morocco, Nicaragua, Oman, Panama, Peru, Singapore and South Korea.
- Visit www.nam.org/statedata or www.nam.org/trade for more information.