

Utah Manufacturing Facts

Manufacturers in Utah account for 11.7 percent of the total output in the state, employing 9.1 percent of the workforce. Total output from manufacturing was \$17.24 billion in 2015. In addition, there were 125,300 manufacturing employees in Utah in 2015, with an average annual compensation of \$65,712 in 2015.

Manufacturing Output and Firms

Total Manufacturing Output (\$billions, 2015) \$17.24
 (Percent share of total gross state product) 11.7%

Manufacturing Firms in Utah (2014) 3,068

Employment and Compensation

Manufacturing Employment (2015) 125,300
 (Percent share of nonfarm employment) 9.1%

Average Annual Compensation (Manufacturing, 2015) \$65,712
 (Nonfarm Businesses, 2015) \$43,543

Sources: U.S. Bureau of Economic Analysis and the U.S. Census Bureau

Figure 1: Utah Manufacturing Output, in Billions of Dollars, 2005–2015

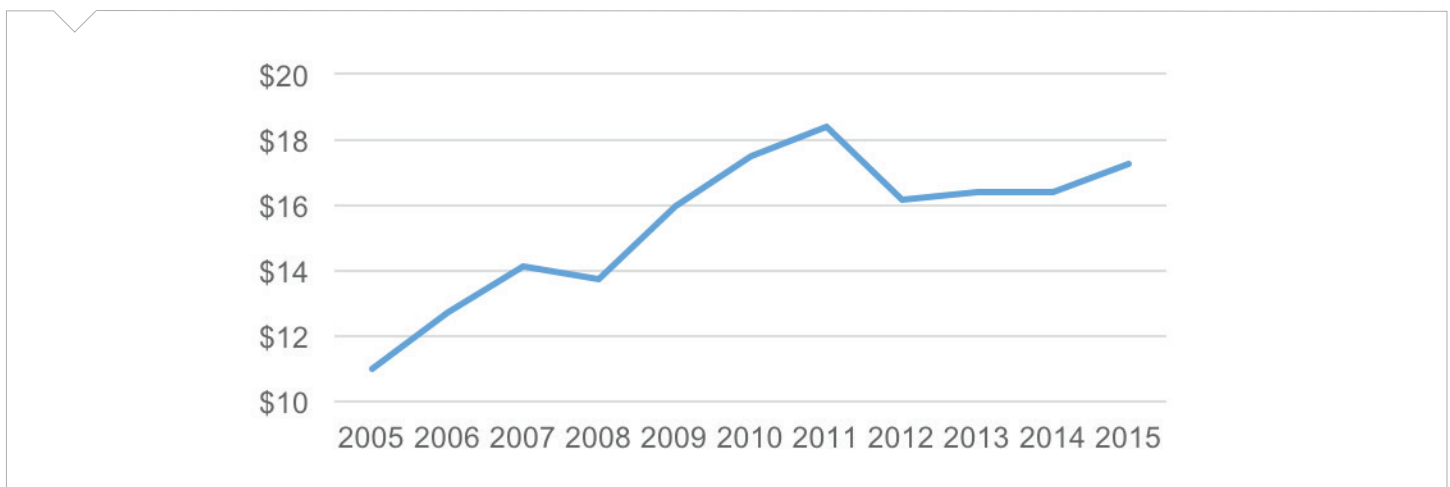
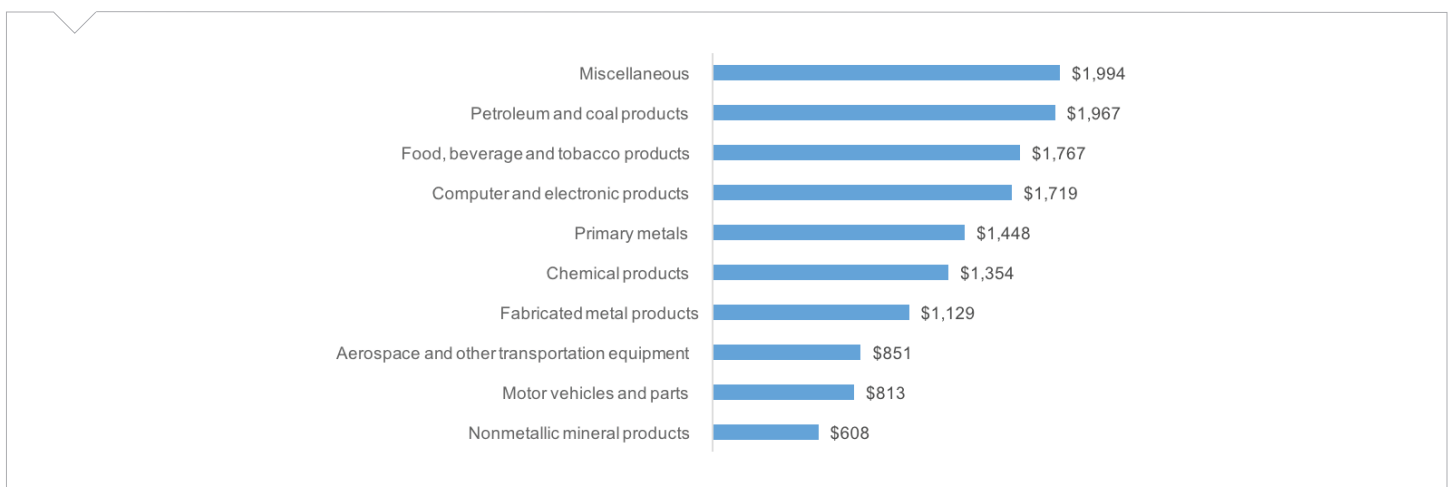


Figure 2: Top 10 Utah Manufacturing Sectors, in Millions of Dollars, 2014



Utah Export Facts

Manufacturers help to drive Utah's economy, with \$12.65 billion in manufactured goods exports in 2015. That same year, \$3.19 billion in exports was with our free trade agreement (FTA) partners. This helps create jobs in the state, and 19.90% percent of its employment stemmed from exports in 2011. Small businesses comprised 86 percent of all exporters in Utah.

Manufactured Goods Exports (\$billions, 2015) \$12.65
(Percent share of total goods exports) 95.20%

Growth in Manufactured Goods Exports (2010–2015) -3.60%

U.S. Jobs Supported by Goods Exports (2014) 61,251

Employment from Manufacturing Exports (Export share of manufacturing jobs, 2011) 19.90%

Small Business Share of Total Exporters (2013) 86%

Manufactured Goods to Free Trade Agreement Partners (\$billions, 2015) \$3.19
(Percent of total exports, 2015) 25.20%

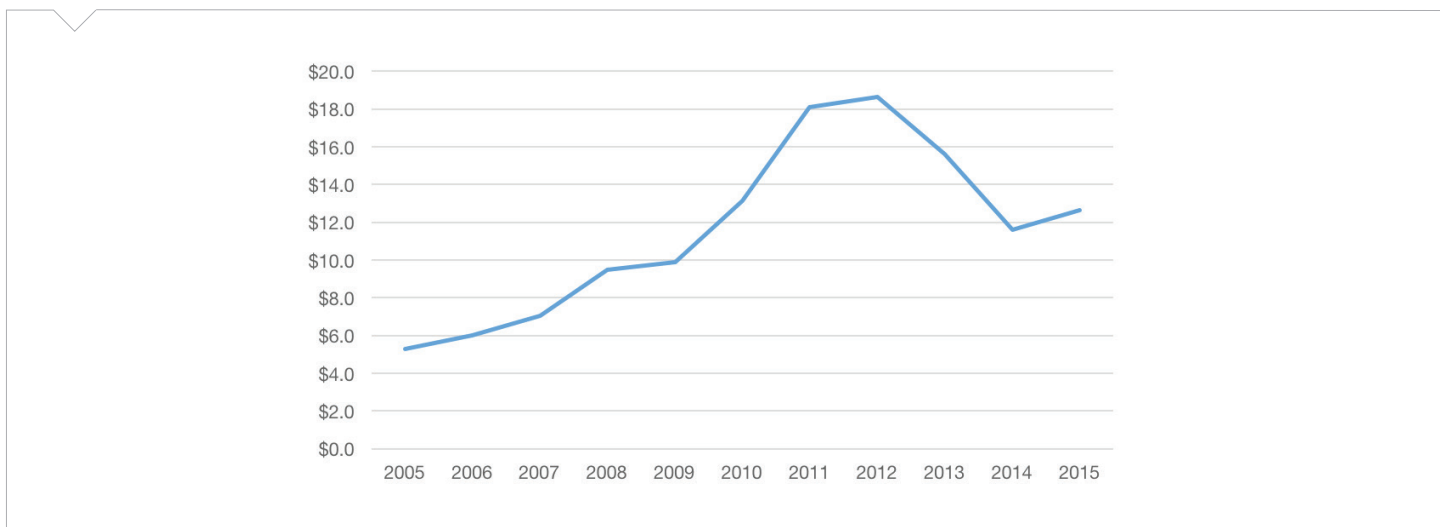
Total Manufactured Goods Exports to TPP (2015) \$3.36

Top Five Export Markets (Percent of total manufactured goods exports, 2015) 62.10%

- United Kingdom (24.00%)
- Hong Kong (15.40%)
- Canada (11.50%)
- China (5.70%)
- Taiwan (5.50%)

Sources: International Trade Administration, U.S. Census Bureau

Figure 3: Utah's Manufactured Goods Exports, in Billions of Dollars, 2000-2015



Additional Trade Facts

- In 2015, manufacturers in the United States sold \$12.7 billion more in manufactured goods to our FTA partners than we bought from them. The United States has a manufactured trade deficit of \$639.6 billion from countries where no FTAs existed.
- FTA countries: Australia, Bahrain, Canada, Chile, Columbia, Costa Rica, Dominican Republic, El Salvador, Guatemala, Honduras, Israel, Jordan, Mexico, Morocco, Nicaragua, Oman, Panama, Peru, Singapore and South Korea.
- Visit www.nam.org/statedata or www.nam.org/trade for more information.