

Wyoming Manufacturing Facts

Manufacturers in Wyoming account for 5.7 percent of the total output in the state, employing 3.4 percent of the workforce. Total output from manufacturing was \$2.21 billion in 2015. In addition, there were 9,900 manufacturing employees in Wyoming in 2015, with an average annual compensation of \$70,476 in 2015.

Manufacturing Output and Firms

Total Manufacturing Output (\$billions, 2015) (Percent share of total gross state product)	\$2.21 5.7%
Manufacturing Firms in Wyoming (2014)	534

Employment and Compensation

Manufacturing Employment (2015) (Percent share of nonfarm employment)	9,900 3.4%
Average Annual Compensation (Manufacturing, 2015) (Nonfarm Businesses, 2015)	\$70,476 \$46,148

Sources: U.S. Bureau of Economic Analysis and the U.S. Census Bureau

Figure 1: Wyoming Manufacturing Output, in Billions of Dollars, 2005–2015

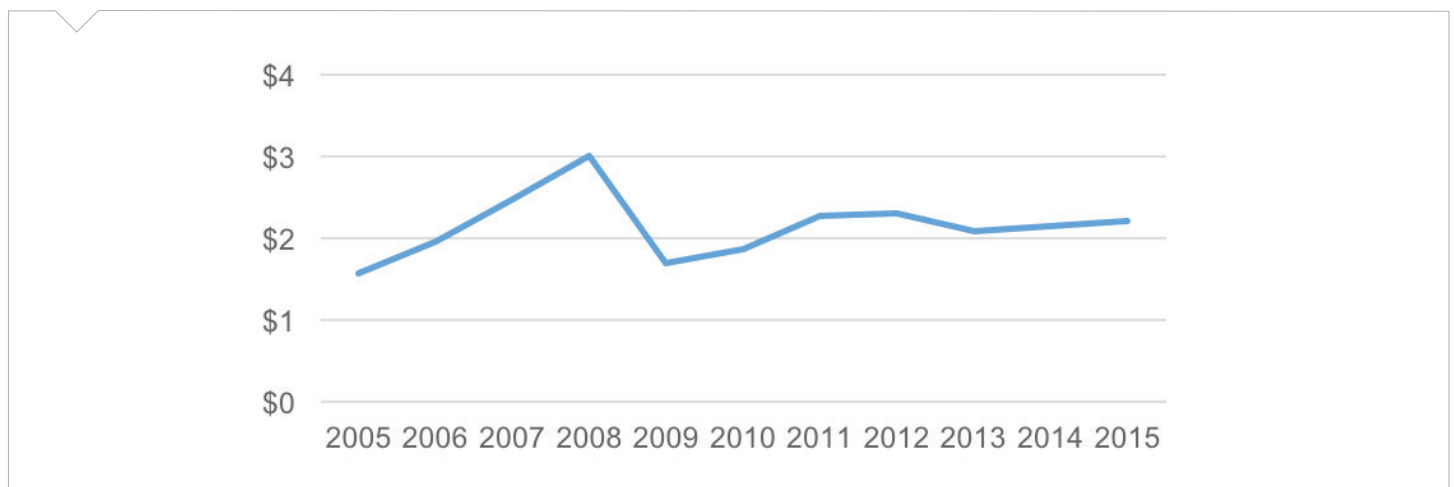
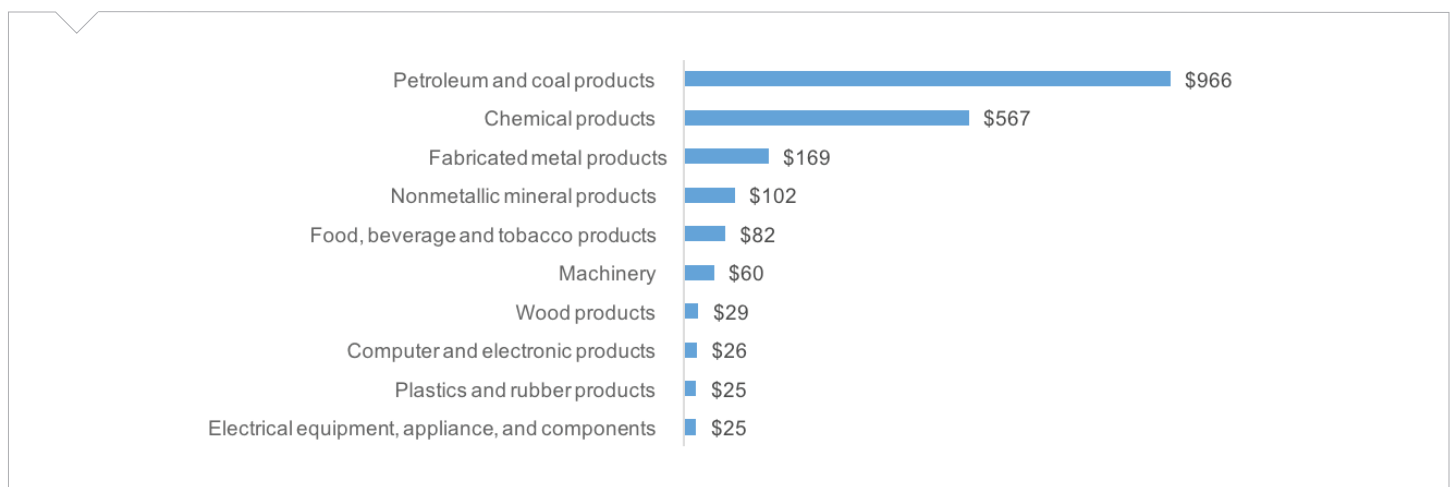


Figure 2: Top 10 Wyoming Manufacturing Sectors, in Millions of Dollars, 2014



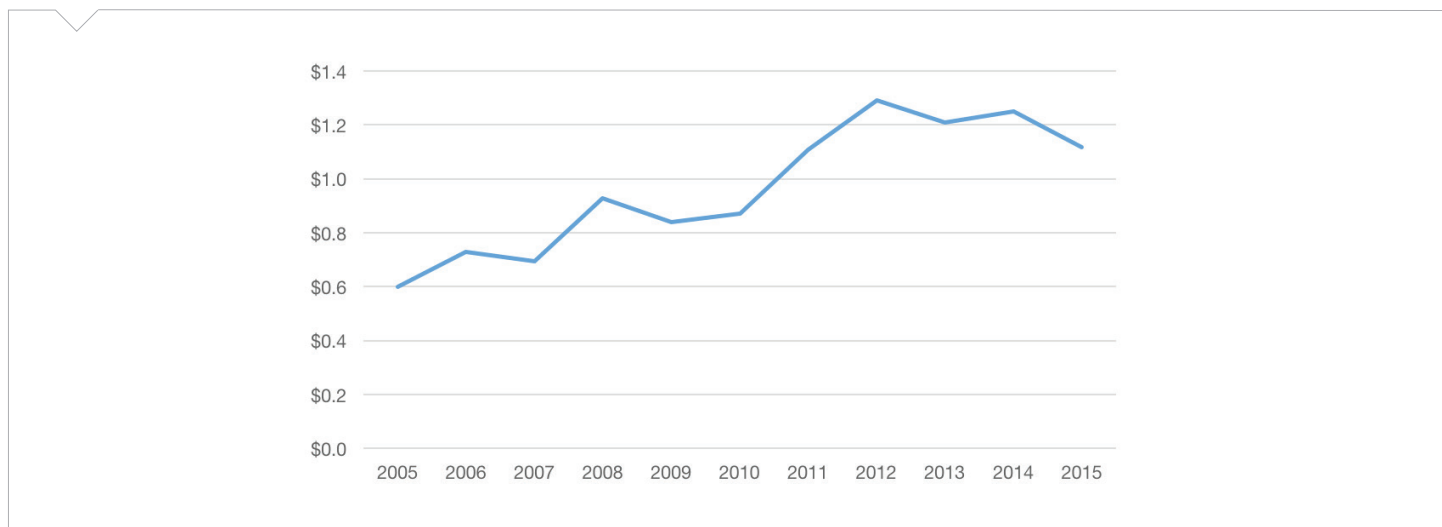
Wyoming Export Facts

Manufacturers help to drive Wyoming's economy, with \$1.12 billion in manufactured goods exports in 2015. That same year, \$0.38 billion in exports was with our free trade agreement (FTA) partners. This helps create jobs in the state, and 19.00% percent of its employment stemmed from exports in 2011. Small businesses comprised 73.8 percent of all exporters in Wyoming.

Manufactured Goods Exports (\$billions, 2015) (Percent share of total goods exports)	\$1.12 95.20%	Manufactured Goods to Free Trade Agreement Partners (\$billions, 2015) (Percent of total exports, 2015)	\$0.38 33.60%
Growth in Manufactured Goods Exports (2010–2015)	28.10%	Total Manufactured Goods Exports to TPP (2015)	\$0.39
U.S. Jobs Supported by Goods Exports (2014)	6,111	Top Five Export Markets (Percent of total manufactured goods exports, 2015)	49.30%
Employment from Manufacturing Exports (Export share of manufacturing jobs, 2011)	19.00%	<ul style="list-style-type: none"> • Brazil (17.40%) • Canada (14.30%) • Indonesia (7.30%) • Japan (5.60%) • United Kingdom (4.70%) 	
Small Business Share of Total Exporters (2013)	73.8%		

Sources: International Trade Administration, U.S. Census Bureau

Figure 3: Wyoming's Manufactured Goods Exports, in Billions of Dollars, 2000-2015



Additional Trade Facts

- In 2015, manufacturers in the United States sold \$12.7 billion more in manufactured goods to our FTA partners than we bought from them. The United States has a manufactured trade deficit of \$639.6 billion from countries where no FTAs existed.
- FTA countries: Australia, Bahrain, Canada, Chile, Columbia, Costa Rica, Dominican Republic, El Salvador, Guatemala, Honduras, Israel, Jordan, Mexico, Morocco, Nicaragua, Oman, Panama, Peru, Singapore and South Korea.
- Visit www.nam.org/statedata or www.nam.org/trade for more information.