

Florida Manufacturing Facts

nam.org/statedata • mfgdata@nam.org

Manufacturers in Florida account for 5 percent of the total output in the state, employing 4.3 percent of the workforce. Total output from manufacturing rose throughout the past decade before decreasing somewhat due to the recession (*see figure*); it was \$26.8 billion in 2009. In addition, manufacturing compensation is nearly 55 percent higher than other nonfarm employers in the state.

Manufacturing Output and Exports

Florida Total Manufacturing Output (\$billions, 2009)	\$36.5
Manufacturing's Share of Total Gross State Product (2009)	5.0%
Manufacturing Establishments in Florida (2009)	12,862
Manufacturing's Share of Florida's Exports (2010)	85%
Total Employment Related to Manufactured Exports (2008)	144,900

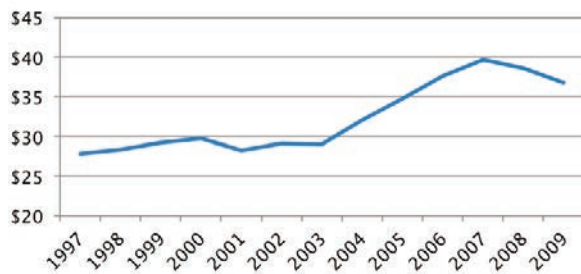
Source: U.S. Bureau of Economic Analysis

Employment and Compensation

Manufacturing Employment (2010)	306,800
Manufacturing Employment (% of Overall Nonfarm) (2010)	4.3%
Average Annual Compensation in Manufacturing (2009)	\$62,859
Average Annual Compensation in Nonfarm Sectors (2009)	\$40,594
Manufacturing Pay Premium (as a % of Nonfarm) (2009)	\$22,265 (54.8%)

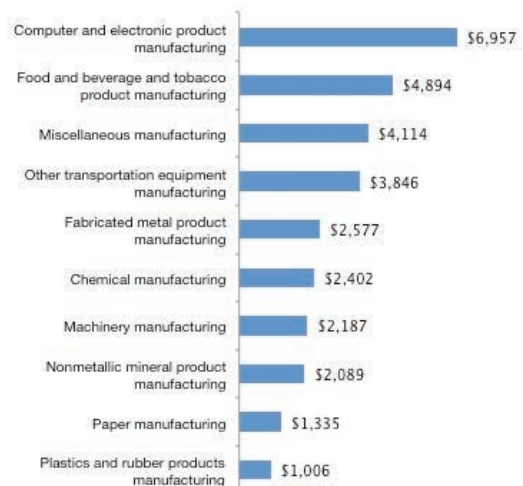
Sources: U.S. Bureau of Economic Analysis, U.S. Bureau of Labor Statistics

Florida Manufacturing Output
(Billions of Dollars, from 1997-2009)



Source: U.S. Bureau of Economic Analysis

Top 10 Florida Manufacturing Sectors
(in Millions of Dollars, in 2009)



Source: U.S. Bureau of Economic Analysis

Florida Benefits from Exports!

Manufactured goods exports are the strongest part of Florida's economy even though Florida and other states export only half as much of their production as the world average. America's exports and the related jobs could double if Congress passes strong pro-export legislation.

- **Manufactured exports support 13 percent of Florida's manufacturing jobs.**
- **Since 2003, Florida manufacturing exports rose nearly three and a half times faster than the state's overall economy.**
- **96 percent of Florida exporters are small businesses (2009).**
- **Florida exported \$14 billion of manufactured goods to Free Trade Agreement (FTA) partner countries in 2010 – 30 percent of Florida's total.**

Florida Trade Statistics

Manufactured Goods Exports, 2010 (billions)	\$46.9
Total Jobs in all Sectors Supported by Manufactured Goods Exports	144,900
Export Share of Manufacturing Jobs	13%
2003-2010 Growth of Manufactured Goods Exports	102%

Manufactured Exports Drive Florida's Economy

- Manufacturing accounts for 85 percent of Florida's exports (2010).
- Since 2003, Florida manufacturing exports grew 102 percent while the national average was a 70 percent increase.
- Manufactured exports support 13 percent of Florida's manufacturing jobs (U.S. average is 22 percent).

Florida Manufacturers Are Engaged in Exporting around the World

- Top five U.S. export markets: 33 percent of Florida exports (2010).
- Brazil (10%), Venezuela (7%), Canada (7%), Colombia (5%) and Mexico (4%).

Chart 1. Florida's Manufactured Goods Exports

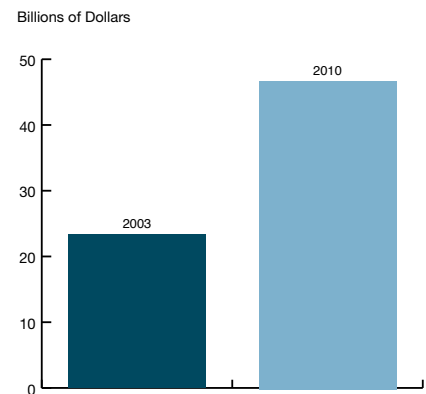
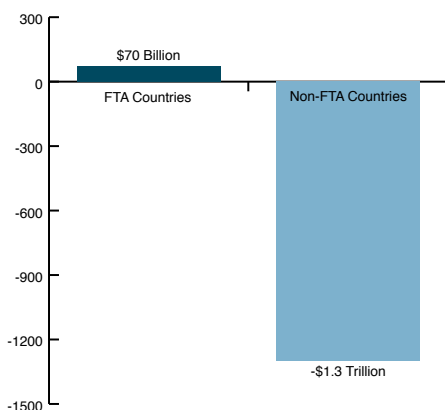


Chart 2. U.S. Manufacturing Trade Balance (2008-2010) FTA Countries Versus Non-FTA Countries



Exporting Is Critical to Florida's Small Businesses

- Small businesses comprise 96 percent of Florida's 38,210 exporters (2009).
- Small businesses average \$792,000 in exports per firm.
- Small businesses account for 62 percent of total state exports.

Additional Trade Facts

- Over the past three years, manufacturers in the U.S. sold \$70 billion more in manufactured goods to our free trade agreement (FTA) partners than we bought from them. The United States had a manufacturing trade deficit of \$1.3 trillion in countries where no FTAs existed (see chart 2).
- FTA countries: Australia, Bahrain, Canada, Chile, Costa Rica, Dominican Republic, El Salvador, Guatemala, Honduras, Israel, Jordan, Mexico, Morocco, Nicaragua, Oman, Peru, Singapore.
- Visit www.nam.org/statedata or www.nam.org/trade. E-mail us at trade@nam.org.

Source: U.S. Department of Commerce. Unless otherwise noted, data reflects 2008