

Alabama Manufacturing Facts

nam.org/statedata • mfgdata@nam.org

Manufacturers in Alabama account for nearly 16 percent of the total output in the state, employing 12.6 percent of the workforce. Total output from manufacturing has been rising for the past several years (see figure), and it was \$26.8 billion in 2009. In addition, manufacturing compensation is just over 48 percent higher than other nonfarm employers in the state.

Manufacturing Output and Exports

Alabama Total Manufacturing Output (\$billions, 2009)	\$26.3
Manufacturing's Share of Total Gross State Product (2009)	15.7%
Manufacturing Establishments in Alabama (2009)	4,597
Manufacturing's Share of Alabama's Exports (2010)	83%
Total Employment Related to Manufactured Exports (2008)	136,400

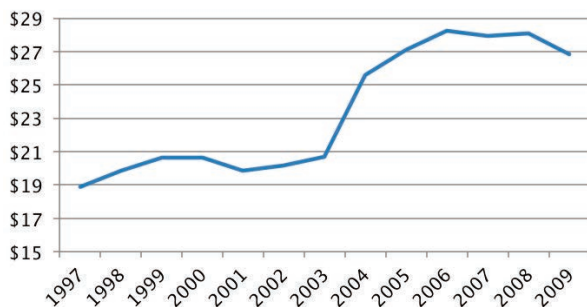
Source: U.S. Bureau of Economic Analysis

Employment and Compensation

Manufacturing Employment (2010)	236,100
Manufacturing Employment (% of Overall Nonfarm) (2010)	12.6%
Average Annual Compensation in Manufacturing (2009)	\$58,051
Average Annual Compensation in Nonfarm Sectors (2009)	\$39,193
Manufacturing Pay Premium (as a % of Nonfarm) (2009)	\$18,868 (48.2%)

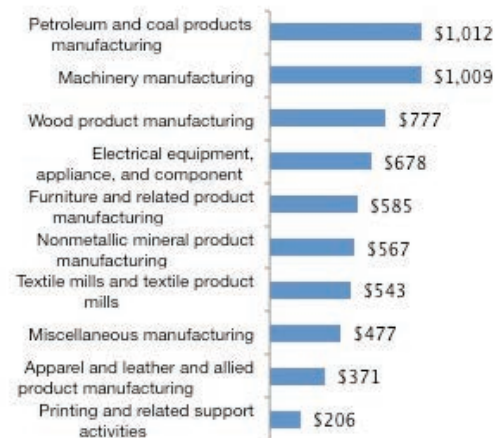
Sources: U.S. Bureau of Economic Analysis, U.S. Bureau of Labor Statistics

**Alabama Manufacturing Output
(Billions of Dollars, from 1997-2009)**



Source: U.S. Bureau of Economic Analysis

**Top 10 Alabama Manufacturing Sectors
(in Millions of Dollars, in 2009)**



Source: U.S. Bureau of Economic Analysis

Alabama Benefits from Exports!

Manufactured goods exports are the strongest part of Alabama's economy even though Alabama and other states export only half as much of their production as the world average. America's exports and the related jobs could double if Congress passes strong pro-export legislation.

- **Manufactured exports support 21 percent of Alabama's manufacturing jobs.**
- **Since 2003, Alabama manufacturing exports rose more than twice as fast as the state's overall economy.**
- **81 percent of Alabama exporters are small businesses (2009).**
- **Alabama exported \$5.1 billion of manufactured goods to Free Trade Agreement (FTA) partner countries in 2010 — 40 percent of Alabama's total.**

Alabama Trade Statistics

Manufactured Goods Exports, 2010 (billions)	\$12.8
Total Jobs in all Sectors Supported by Manufactured Goods Exports	136,400
Export Share of Manufacturing Jobs	21%
2003-2010 Growth of Manufactured Goods Exports	70%

Manufactured Exports Drive Alabama's Economy

- Manufacturing accounts for 83 percent of Alabama's exports (2010).
- Since 2003, Alabama manufacturing exports grew 70 percent, same as the national average.
- Manufactured exports support 21 percent of Alabama's manufacturing jobs (U.S. average is 22 percent).

Alabama Manufacturers Are Engaged in Exporting around the World

- Top five U.S. export markets: 59 percent of Alabama exports (2010).
- Canada (24%), Germany (12%), China (11%), Mexico (8%) and South Korea (4%).

Chart 1. Alabama's Manufactured Goods Exports

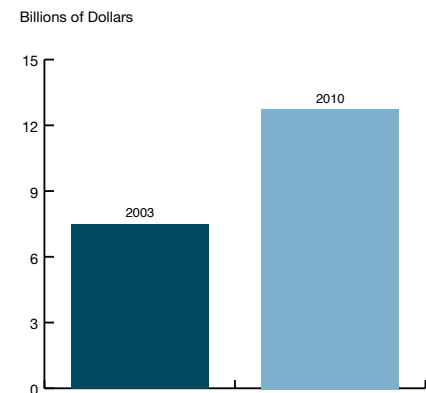
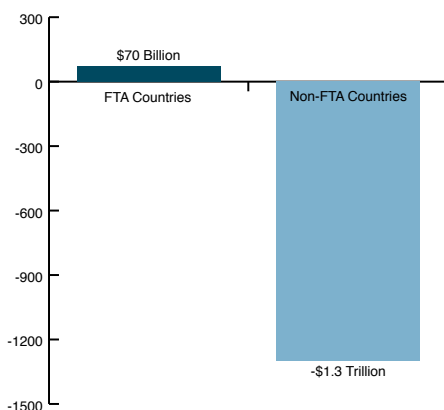


Chart 2. U.S. Manufacturing Trade Balance (2008-2009)
FTA Countries Versus Non-FTA Countries



Exporting Is Critical to Alabama's Small Businesses

- Small businesses comprise 81 percent of Alabama's 2,632 exporters.
- Small businesses average \$1,093,000 in exports per firm.
- Small businesses account for 21 percent of total state exports.

Additional Trade Facts

- Over the past three years, manufacturers in the U.S. sold \$70 billion more in manufactured goods to our free trade agreement (FTA) partners than we bought from them. The United States had a manufacturing trade deficit of \$1.3 trillion in countries where no FTAs existed.
- FTA countries: Australia, Bahrain, Canada, Chile, Costa Rica, Dominican Republic, El Salvador, Guatemala, Honduras, Israel, Jordan, Mexico, Morocco, Nicaragua, Oman, Peru, Singapore.
- Visit www.nam.org/statedata or www.nam.org/trade. E-mail us at trade@nam.org.

Source: U.S. Department of Commerce. Unless otherwise noted, data reflects 2008.