

# Maine Manufacturing Facts

[nam.org/statedata](http://nam.org/statedata) • [mfgdata@nam.org](mailto:mfgdata@nam.org)

Manufacturers in Maine account for 10.6 percent of the total output in the state, employing 8.6 percent of the workforce. Total output from manufacturing has risen for much of the past decade until falling off during the recession (*see figure*); it was \$5.3 billion in 2009. In addition, manufacturing compensation is almost 58 percent higher than other nonfarm employers in the state.

## Manufacturing Output and Exports

Maine Total Manufacturing Output (\$billions, 2009)	\$5.3
Manufacturing's Share of Total Gross State Product (2009)	10.6%
Manufacturing Establishments in Maine (2009)	1,660
Manufacturing's Share of Maine's Exports (2010)	83%
Total Employment Related to Manufactured Exports (2008)	19,200

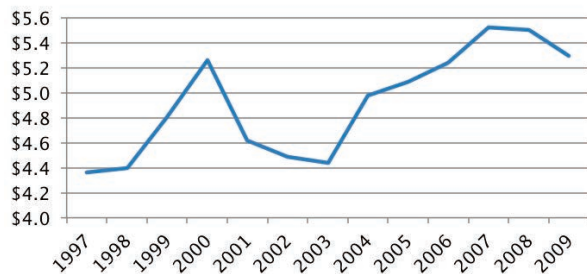
Source: U.S. Bureau of Economic Analysis

## Employment and Compensation

Manufacturing Employment (2010)	50,900
Manufacturing Employment (% of Overall Nonfarm) (2010)	8.6%
Average Annual Compensation in Manufacturing (2009)	\$75,481
Average Annual Compensation in Nonfarm Sectors (2009)	\$36,567
Manufacturing Pay Premium (as a % of Nonfarm) (2009)	\$21,160 (57.9%)

Sources: U.S. Bureau of Economic Analysis, U.S. Bureau of Labor Statistics

**Maine Manufacturing Output  
(Billions of Dollars, from 1997-2009)**



Source: U.S. Bureau of Economic Analysis

**Top 10 Maine Manufacturing Sectors  
(in Millions of Dollars, in 2009)**



Source: U.S. Bureau of Economic Analysis

# Maine Benefits from Exports!

Manufactured goods exports are among the strongest parts of Maine's economy even though Maine and other states export only half as much of their production as the world average. America's exports and the related jobs could double if Congress passes strong pro-export legislation.

- **Manufactured exports support 16 percent of Maine's manufacturing jobs.**
- **Since 2003, Maine manufacturing exports rose more than twice as fast as the state's overall economy.**
- **86 percent of Maine exporters are small businesses (2009).**
- **Maine exported \$723 million of manufactured goods to Free Trade Agreement (FTA) partner countries in 2010 — 28 percent of Maine's total.**

## Maine Trade Statistics

Manufactured Goods Exports, 2010 (billions)	\$2.6
Total Jobs in all Sectors Supported by Manufactured Goods Exports	19,200
Export Share of Manufacturing Jobs	16%
2003-2010 Growth of Manufactured Goods Exports	51%

## Manufacturing Exports and Maine's Economy

- Manufacturing accounts for 83 percent of Maine's exports (2010).
- Since 2003, Maine manufacturing exports grew 51 percent while the national average was a 70 percent increase.
- Manufactured exports support 16 percent of Maine's manufacturing jobs (U.S. average is 22 percent).

## Maine Manufacturers Are Engaged in Exporting around the World

- Top five U.S. export markets: 75 percent of Maine exports (2010).
- Malaysia (32%), Canada (22%), China (13%), Netherlands (4%) and South Korea (4%).

Chart 1. Maine's Manufactured Goods Exports

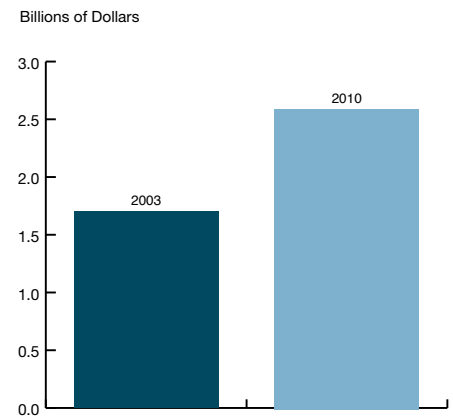
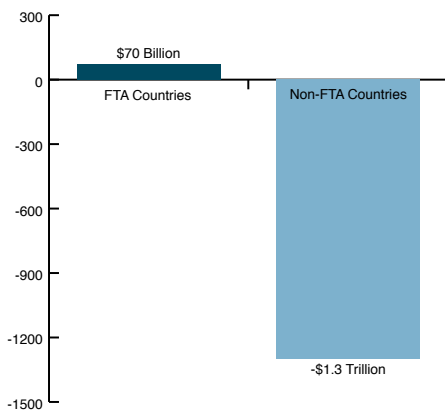


Chart 2. U.S. Manufacturing Trade Balance (2008-2010) FTA Countries Versus Non-FTA Countries



## Exporting Is Critical to Maine's Small Businesses

- Small businesses comprise 86 percent of Maine's 1,426 exporters (2009).
- Small businesses average \$686,000 in exports per firm.
- Small businesses account for 39 percent of total state exports.

## Additional Trade Facts

- Over the past three years, manufacturers in the U.S. sold \$70 billion more in manufactured goods to our free trade agreement (FTA) partners than we bought from them. The United States had a manufacturing trade deficit of \$1.3 trillion in countries where no FTAs existed (see chart 2).
- FTA countries: Australia, Bahrain, Canada, Chile, Costa Rica, Dominican Republic, El Salvador, Guatemala, Honduras, Israel, Jordan, Mexico, Morocco, Nicaragua, Oman, Peru, Singapore.
- Visit [www.nam.org/statedata](http://www.nam.org/statedata) or [www.nam.org/trade](http://www.nam.org/trade). E-mail us at [trade@nam.org](mailto:trade@nam.org).

Source: U.S. Department of Commerce. Unless otherwise noted, data reflects 2008