

Arkansas Manufacturing Facts

Manufacturers in Arkansas account for 13.88 percent of the total output in the state, employing 12.75 percent of the workforce. Total output from manufacturing was \$16.85 billion in 2014. In addition, there were 154,500 manufacturing employees in Arkansas in 2015, with an average annual compensation of \$53,845 in 2013.

Manufacturing Output and Firms

Total Manufacturing Output (\$billions, 2014)
(Percent share of total gross state product) \$16.85
13.88%

Manufacturing Firms in Arkansas (2012) 2,381

Employment and Compensation

Manufacturing Employment (2015)
(Percent share of nonfarm employment) 154,500
12.75%

Average Annual Compensation
(Manufacturing, 2013) \$53,845
(Nonfarm Businesses, 2013) \$39,285

Sources: U.S. Bureau of Economic Analysis and the U.S. Census Bureau

Figure 1: Arkansas Manufacturing Output, in Billions of Dollars, 2000–2014

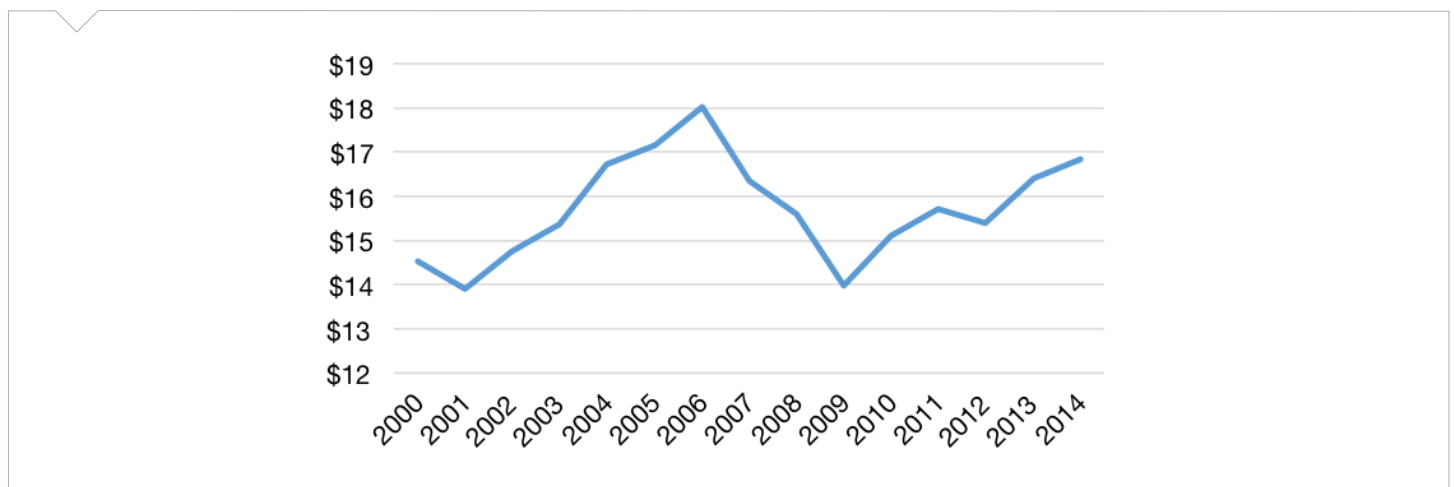
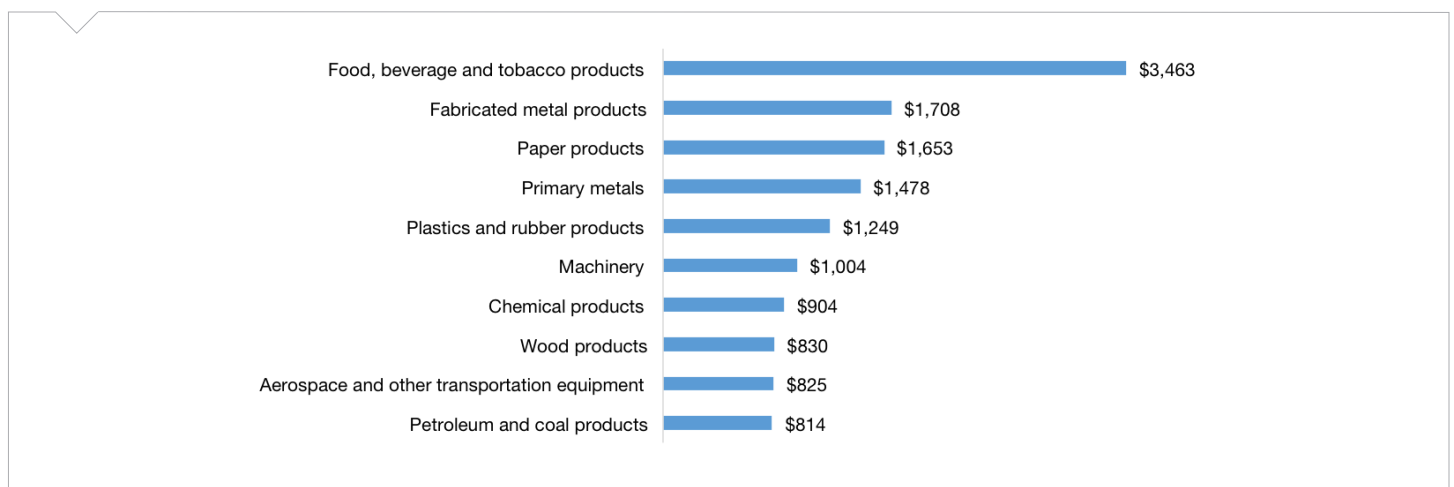


Figure 2: Top 10 Arkansas Manufacturing Sectors, in Millions of Dollars, 2013



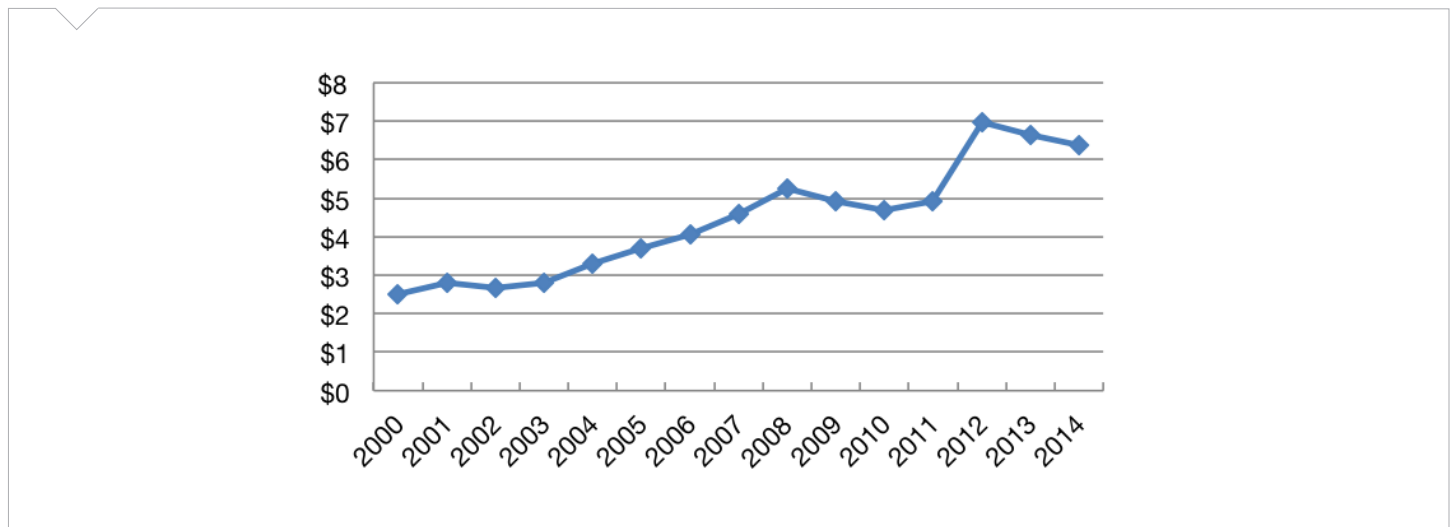
Arkansas Export Facts

Manufacturers help to drive Arkansas's economy, with \$6.39 billion in manufactured goods exports in 2014. That same year, \$2.83 billion in exports was with our free trade agreement (FTA) partners. This helps create jobs in the state, and 14.10% percent of its employment stemmed from exports in 2011. Small businesses comprised 78.4 percent of all exporters in Arkansas.

Manufactured Goods Exports (\$billions, 2014) (Percent share of total goods exports)	\$6.39 93.18%	Manufactured Goods to Free Trade Agreement Partners (\$billions, 2014) (Percent of total exports, 2014)	\$2.83 44.28%
Growth in Manufactured Goods Exports (2009–2014)	29.92%	Top Five Export Markets (Percent of total manufactured goods exports, 2013)	49.10%
U.S. Jobs Supported by Goods Exports (2013)	37,374	<ul style="list-style-type: none"> • Canada (21.69%) • Mexico (9.23%) • France (6.86%) • China (6.50%) • Japan (4.83%) 	
Employment from Manufacturing Exports (Export share of manufacturing jobs, 2011)	14.10%		
Small Business Share of Total Exporters (2013)	78.4%		

Sources: International Trade Administration, U.S. Census Bureau

Figure 3: Arkansas's Manufactured Goods Exports, in Billions of Dollars, 2000-2014



Additional Trade Facts

- In 2014, manufacturers in the United States sold \$55.0 billion more in manufactured goods to our FTA partners than we bought from them. The United States has a manufactured trade deficit of \$579.2 billion from countries where no FTAs existed.
- FTA countries: Australia, Bahrain, Canada, Chile, Columbia, Costa Rica, Dominican Republic, El Salvador, Guatemala, Honduras, Israel, Jordan, Mexico, Morocco, Nicaragua, Oman, Panama, Peru, Singapore and South Korea.
- Visit www.nam.org/statedata or www.nam.org/trade for more information.