

Idaho Manufacturing Facts

Manufacturers in Idaho account for 12.72 percent of the total output in the state, employing 9.18 percent of the workforce. Total output from manufacturing was \$8.14 billion in 2014. In addition, there were 61,700 manufacturing employees in Idaho in 2015, with an average annual compensation of \$61,515 in 2013.

Manufacturing Output and Firms

Total Manufacturing Output (\$billions, 2014) \$8.14
 (Percent share of total gross state product) 12.72%

Manufacturing Firms in Idaho (2012) 1,688

Employment and Compensation

Manufacturing Employment (2015) 61,700
 (Percent share of nonfarm employment) 9.18%

Average Annual Compensation
 (Manufacturing, 2013) \$61,515
 (Nonfarm Businesses, 2013) \$36,059

Sources: U.S. Bureau of Economic Analysis and the U.S. Census Bureau

Figure 1: Idaho Manufacturing Output, in Billions of Dollars, 2000–2014

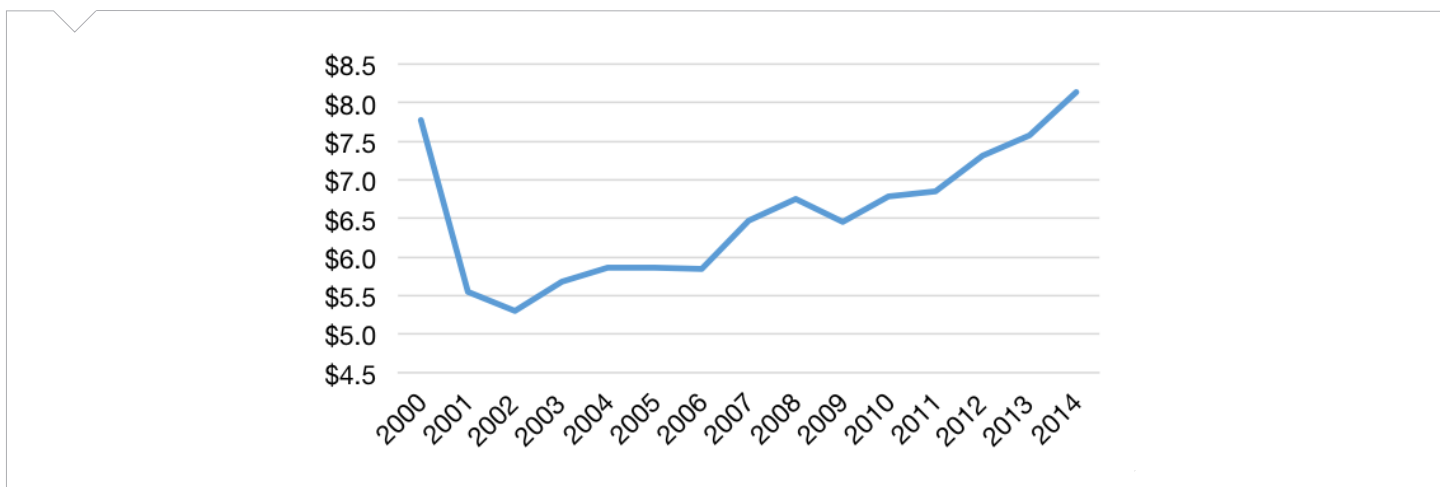
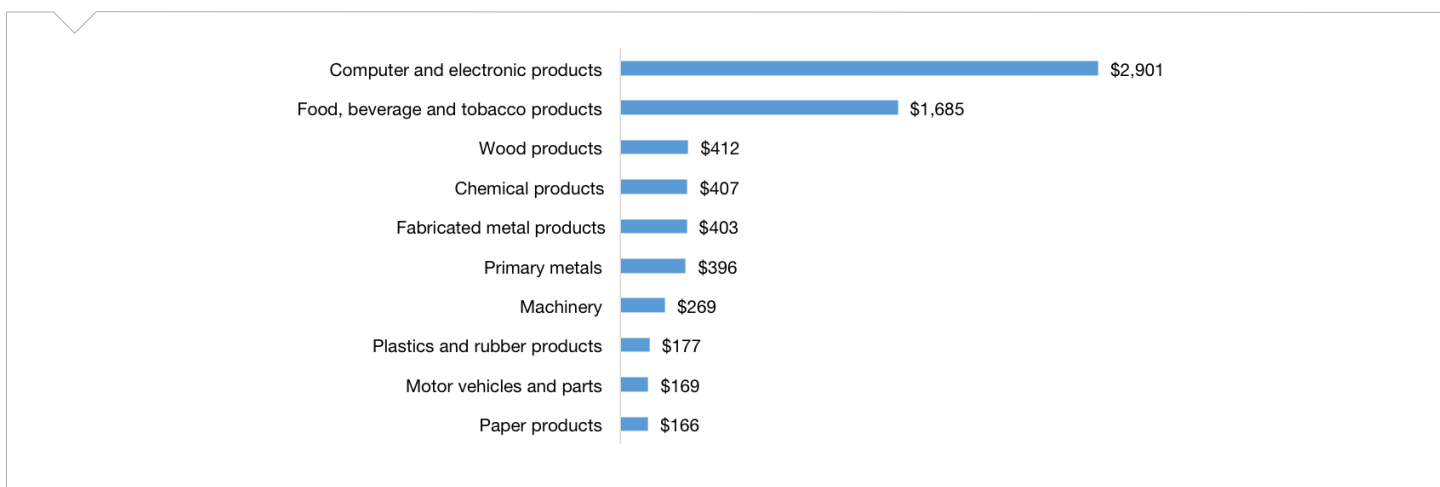


Figure 2: Top 10 Idaho Manufacturing Sectors, in Millions of Dollars, 2013



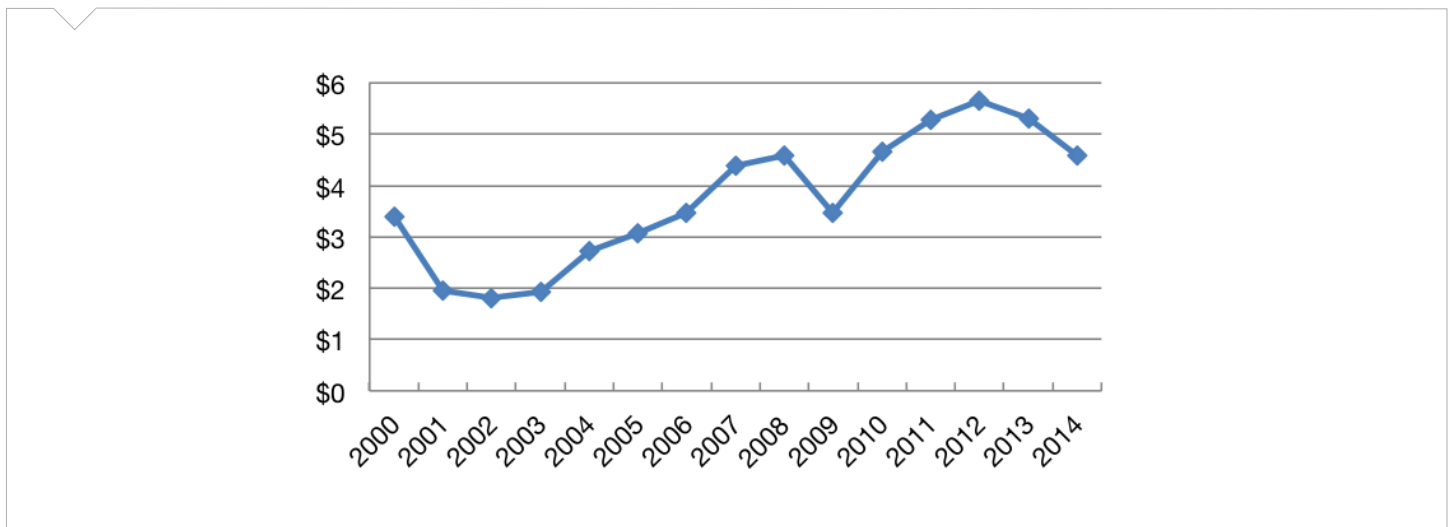
Idaho Export Facts

Manufacturers help to drive Idaho's economy, with \$4.60 billion in manufactured goods exports in 2014. That same year, \$2.45 billion in exports was with our free trade agreement (FTA) partners. This helps create jobs in the state, and 18.00% percent of its employment stemmed from exports in 2011. Small businesses comprised 83.3 percent of all exporters in Idaho.

Manufactured Goods Exports (\$billions, 2014)	\$4.60	Manufactured Goods to Free Trade Agreement Partners (\$billions, 2014)	\$2.45
(Percent share of total goods exports)	89.49%	(Percent of total exports, 2014)	53.33%
Growth in Manufactured Goods Exports (2009–2014)	32.55%	Top Five Export Markets (Percent of total manufactured goods exports, 2013)	63.64%
U.S. Jobs Supported by Goods Exports (2013)	25,885	<ul style="list-style-type: none"> • Canada (25.36%) • South Korea (10.74%) • China (9.99%) • Taiwan (9.69%) • Singapore (7.85%) 	
Employment from Manufacturing Exports (Export share of manufacturing jobs, 2011)	18.00%		
Small Business Share of Total Exporters (2013)	83.3%		

Sources: International Trade Administration, U.S. Census Bureau

Figure 3: Idaho's Manufactured Goods Exports, in Billions of Dollars, 2000-2014



Additional Trade Facts

- In 2014, manufacturers in the United States sold \$55.0 billion more in manufactured goods to our FTA partners than we bought from them. The United States has a manufactured trade deficit of \$579.2 billion from countries where no FTAs existed.
- FTA countries: Australia, Bahrain, Canada, Chile, Columbia, Costa Rica, Dominican Republic, El Salvador, Guatemala, Honduras, Israel, Jordan, Mexico, Morocco, Nicaragua, Oman, Panama, Peru, Singapore and South Korea.
- Visit www.nam.org/statedata or www.nam.org/trade for more information.