

Vermont Manufacturing Facts

Manufacturers in Vermont account for 9.71 percent of the total output in the state, employing 9.79 percent of the workforce. Total output from manufacturing was \$2.88 billion in 2014. In addition, there were 30,800 manufacturing employees in Vermont in 2015, with an average annual compensation of \$61,384 in 2013.

Manufacturing Output and Firms

Total Manufacturing Output (\$billions, 2014)
(Percent share of total gross state product) \$2.88
9.71%

Manufacturing Firms in Vermont (2012) 966

Employment and Compensation

Manufacturing Employment (2015)
(Percent share of nonfarm employment) 30,800
9.79%

Average Annual Compensation
(Manufacturing, 2013) \$61,384
(Nonfarm Businesses, 2013) \$39,971

Sources: U.S. Bureau of Economic Analysis and the U.S. Census Bureau

Figure 1: Vermont Manufacturing Output, in Billions of Dollars, 2000–2014

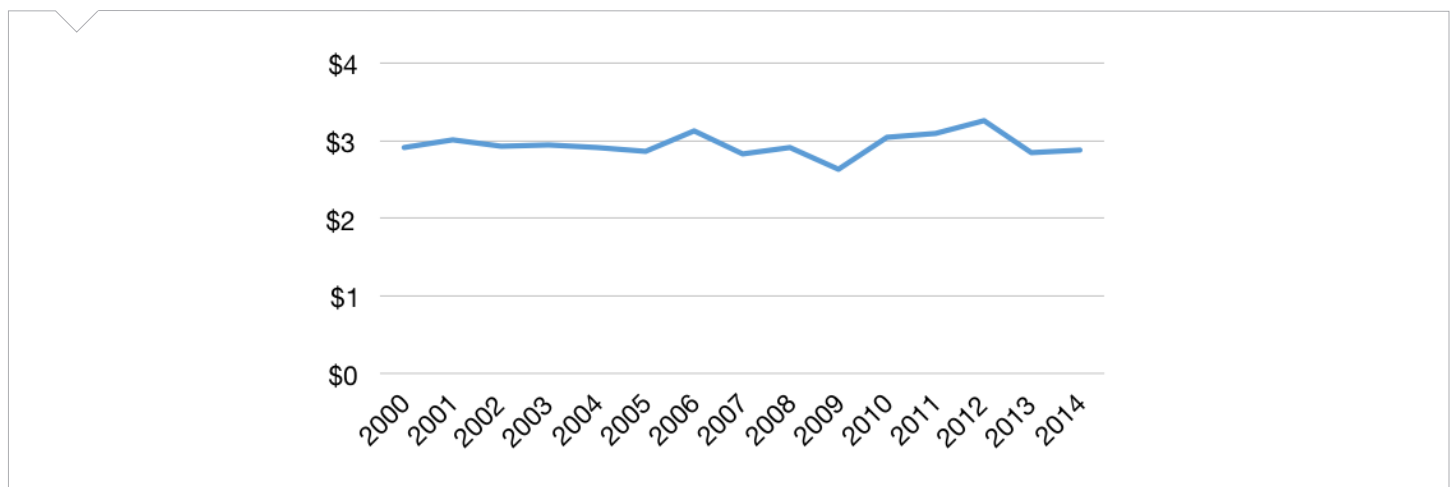
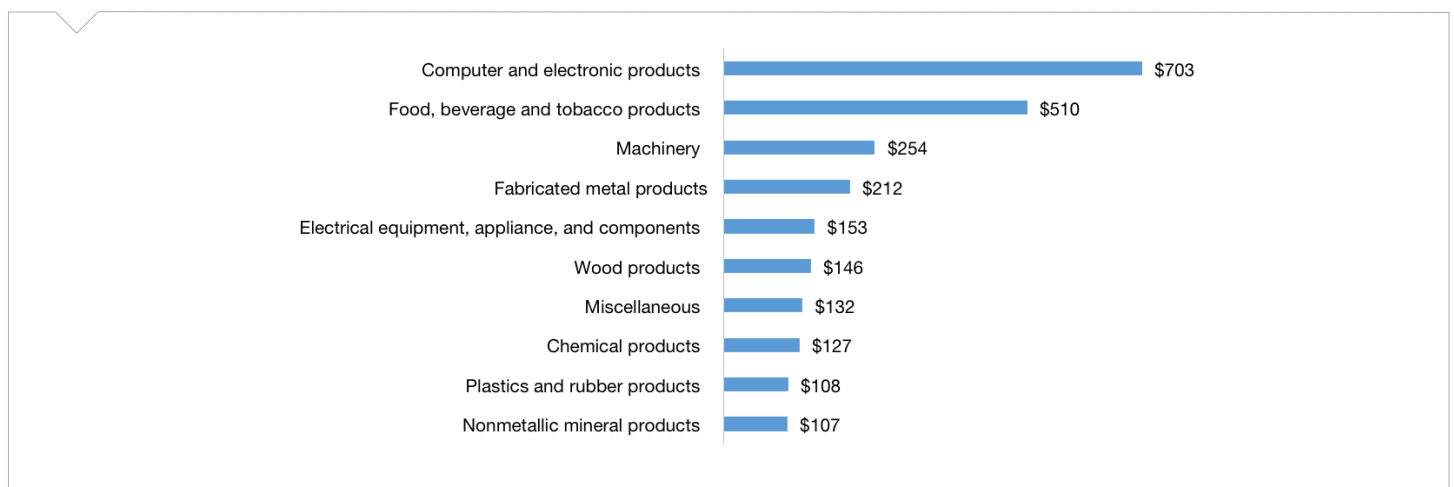


Figure 2: Top 10 Vermont Manufacturing Sectors, in Millions of Dollars, 2013



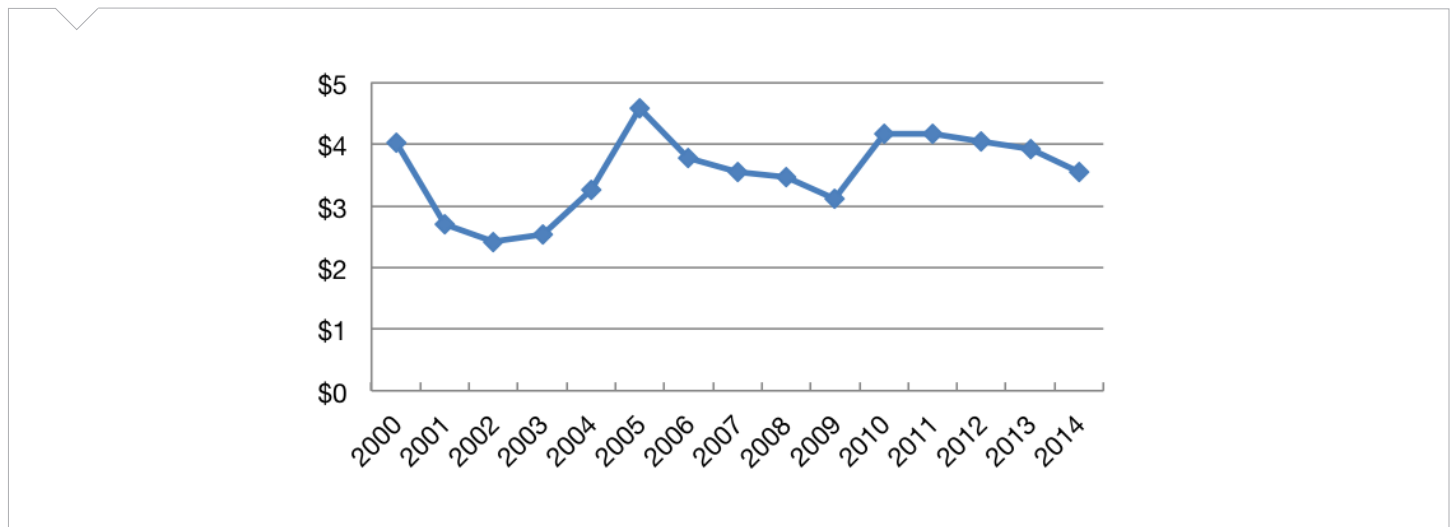
Vermont Export Facts

Manufacturers help to drive Vermont's economy, with \$3.55 billion in manufactured goods exports in 2014. That same year, \$2.01 billion in exports was with our free trade agreement (FTA) partners. This helps create jobs in the state, and 20.70% percent of its employment stemmed from exports in 2011. Small businesses comprised 84.2 percent of all exporters in Vermont.

Manufactured Goods Exports (\$billions, 2014) (Percent share of total goods exports)	\$3.55 97.56%	Manufactured Goods to Free Trade Agreement Partners (\$billions, 2014) (Percent of total exports, 2014)	\$2.01 56.68%
Growth in Manufactured Goods Exports (2009–2014)	13.65%	Top Five Export Markets (Percent of total manufactured goods exports, 2013)	71.95%
U.S. Jobs Supported by Goods Exports (2013)	16,320	<ul style="list-style-type: none"> • Canada (43.46%) • Hong Kong (9.34%) • China (7.62%) • Mexico (5.98%) • Malaysia (5.55%) 	
Employment from Manufacturing Exports (Export share of manufacturing jobs, 2011)	20.70%		
Small Business Share of Total Exporters (2013)	84.2%		

Sources: International Trade Administration, U.S. Census Bureau

Figure 3: Vermont's Manufactured Goods Exports, in Billions of Dollars, 2000-2014



Additional Trade Facts

- In 2014, manufacturers in the United States sold \$55.0 billion more in manufactured goods to our FTA partners than we bought from them. The United States has a manufactured trade deficit of \$579.2 billion from countries where no FTAs existed.
- FTA countries: Australia, Bahrain, Canada, Chile, Columbia, Costa Rica, Dominican Republic, El Salvador, Guatemala, Honduras, Israel, Jordan, Mexico, Morocco, Nicaragua, Oman, Panama, Peru, Singapore and South Korea.
- Visit www.nam.org/statedata or www.nam.org/trade for more information.