

Utah Manufacturing Facts

Manufacturers in Utah account for 11 percent of the total output in the state, employing 8.8 percent of the workforce. Total output from manufacturing was \$18.23 billion in 2017. In addition, there were 129.2 manufacturing employees in Utah in 2017, with an average annual compensation of \$67,313 in 2016.

Manufacturing Output and Firms

Total Manufacturing Output (\$billions, 2017) \$18.23
(Percent share of total gross state product) 11%

Manufacturing Firms in Utah (2015) 3,152

Employment and Compensation

Manufacturing Employment (2017) 129.2
(Percent share of nonfarm employment) 8.8%

Average Annual Compensation (Manufacturing, 2016) \$67,313
(Nonfarm Businesses, 2016) \$41,725

Sources: U.S. Bureau of Economic Analysis and the U.S. Census Bureau

Figure 1: Utah Manufacturing Output, in Billions of Dollars, 2005–2017

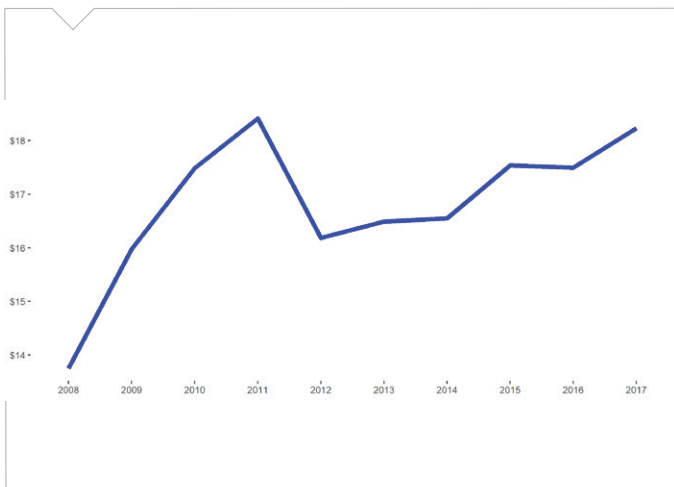


Figure 2: Top 10 Utah Manufacturing Sectors, in Millions of Dollars, 2016

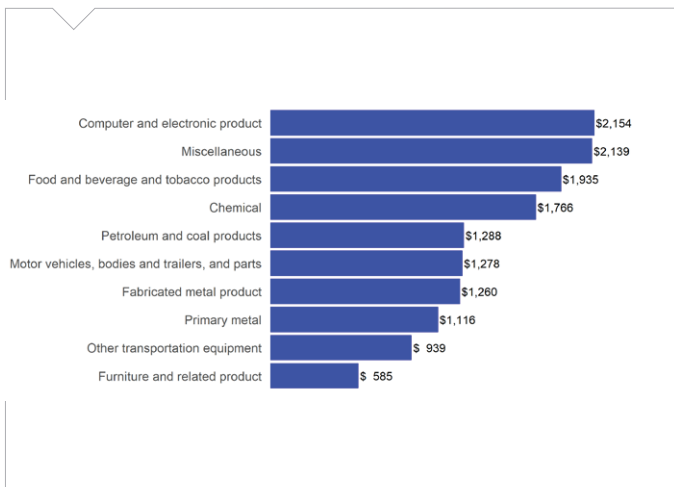
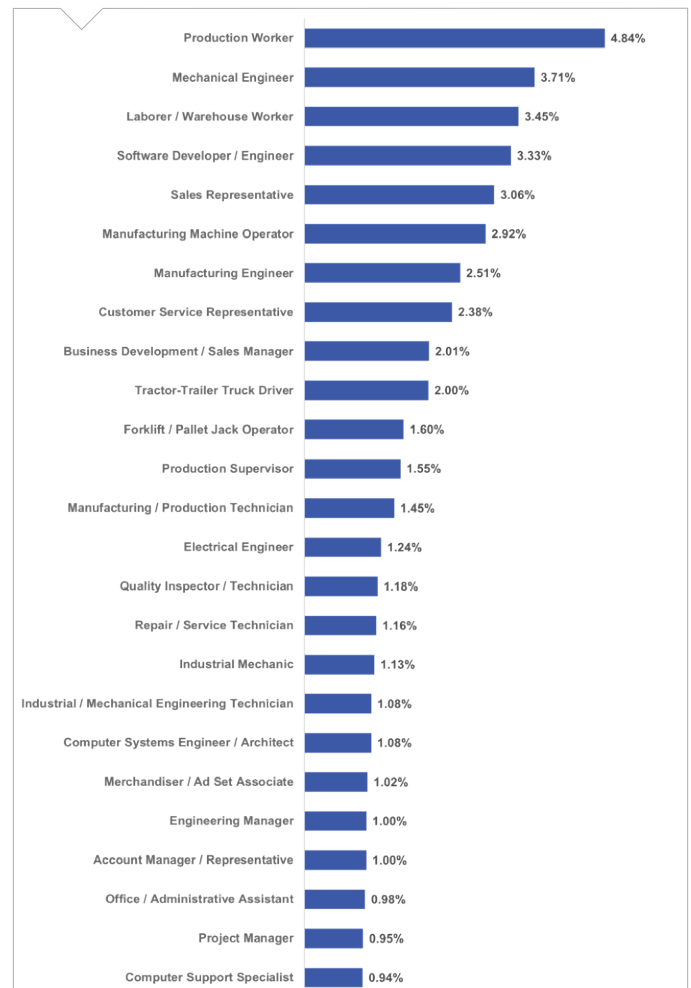


Figure 3: Top 25 Manufacturing Job Titles over the Past 12 Months in Utah



Source: Burning Glass Technologies, Labor Insights

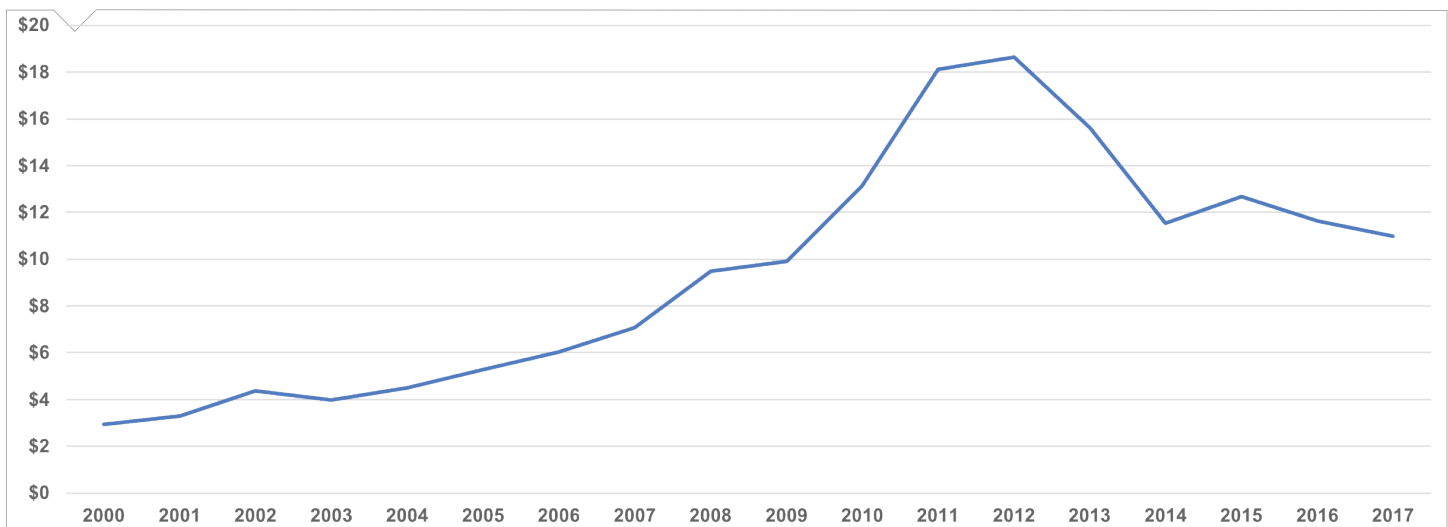
Utah Export Facts

Manufacturers help to drive Utah's economy, with \$10.98 billion in manufactured goods exports in 2017. That same year, \$2.92 billion in exports was with our free trade agreement (FTA) partners. This helps create jobs in the state, and 19.9 percent of its employment stemmed from exports in 2011. Small businesses comprised 86 percent of all exporters in Utah.

Manufactured Goods Exports (\$billions, 2017) (Percent share of total goods exports)	\$10.98 94.8%	Manufactured Goods to Free Trade Agreement Partners (\$billions, 2017) (Percent of total exports, 2017)	\$2.92 26.6%
U.S. Jobs Supported by Goods Exports (2016)	49,640	Total Manufactured Goods Exports to Canada and Mexico (NAFTA, 2017)	\$1.77
Employment from Manufacturing Exports (Export share of manufacturing jobs, 2011)	19.9	Top Five Export Markets (Percent of total manufactured goods exports, 2017)	57.7%
Small Business Share of Total Exporters (2015)	86%	<ul style="list-style-type: none"> • United Kingdom (21.10%) • Hong Kong (14.70%) • Canada (10.66%) • Taiwan (5.65%) • China (5.60%) 	

Sources: International Trade Administration, U.S. Census Bureau

Figure 4: Utah's Manufactured Goods Exports, in Billions of Dollars, 2000-2017



Additional Trade Facts

- The 20 U.S. FTA partners purchased nearly 48 percent (\$637.5 billion) of U.S. manufactured goods exports in 2017 – even though these countries represent only six percent of the world's population and 10 percent of GDP.
- FTA countries: Australia, Bahrain, Canada, Chile, Colombia, Costa Rica, Dominican Republic, El Salvador, Guatemala, Honduras, Israel, Jordan, Mexico, Morocco, Nicaragua, Oman, Panama, Peru, Singapore and South Korea.
- Visit www.nam.org/statedata or www.nam.org/trade for more information.