

Utah Manufacturing Facts

Manufacturers in Utah account for 12.4 percent of the total output in the state, employing 9.1 percent of the workforce. Total output from manufacturing was \$17.47 billion in 2014. In addition, there were 125,300 manufacturing employees in Utah in 2015, with an average annual compensation of \$63,597 in 2014.

Manufacturing Output and Firms

Total Manufacturing Output (\$billions, 2014) \$17.47
(Percent share of total gross state product) 12.4%

Manufacturing Firms in Utah (2013) 3,051

Employment and Compensation

Manufacturing Employment (2015) 125,300
(Percent share of nonfarm employment) 9.1%

Average Annual Compensation (Manufacturing, 2014) \$63,597
(Nonfarm Businesses, 2014) \$42,605

Sources: U.S. Bureau of Economic Analysis and the U.S. Census Bureau

Figure 1: Utah Manufacturing Output, in Billions of Dollars, 2000–2014

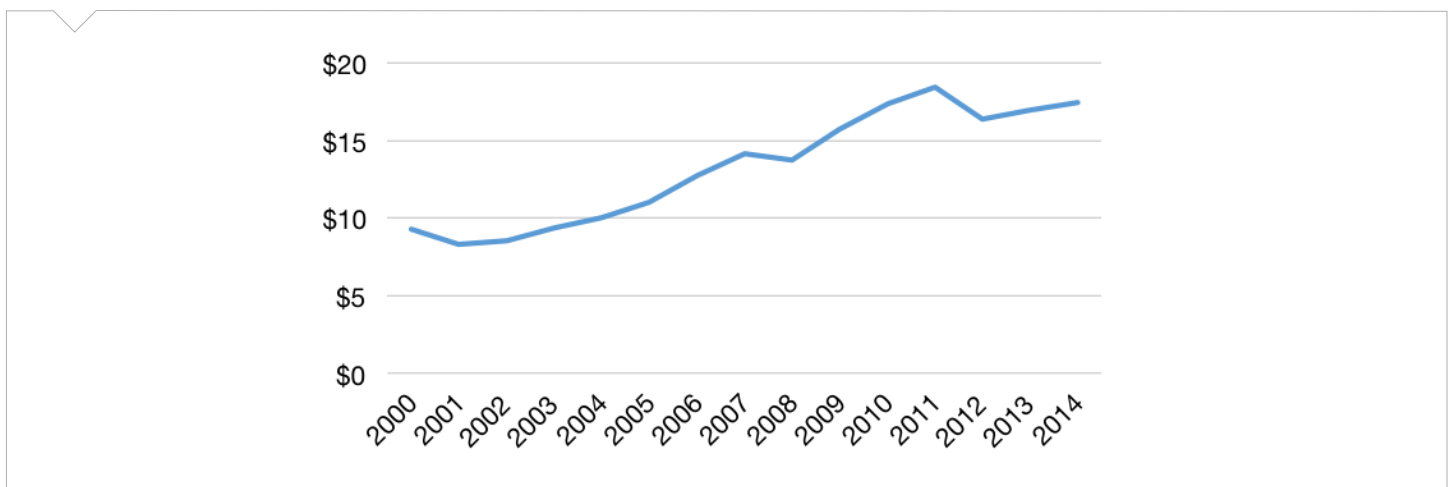
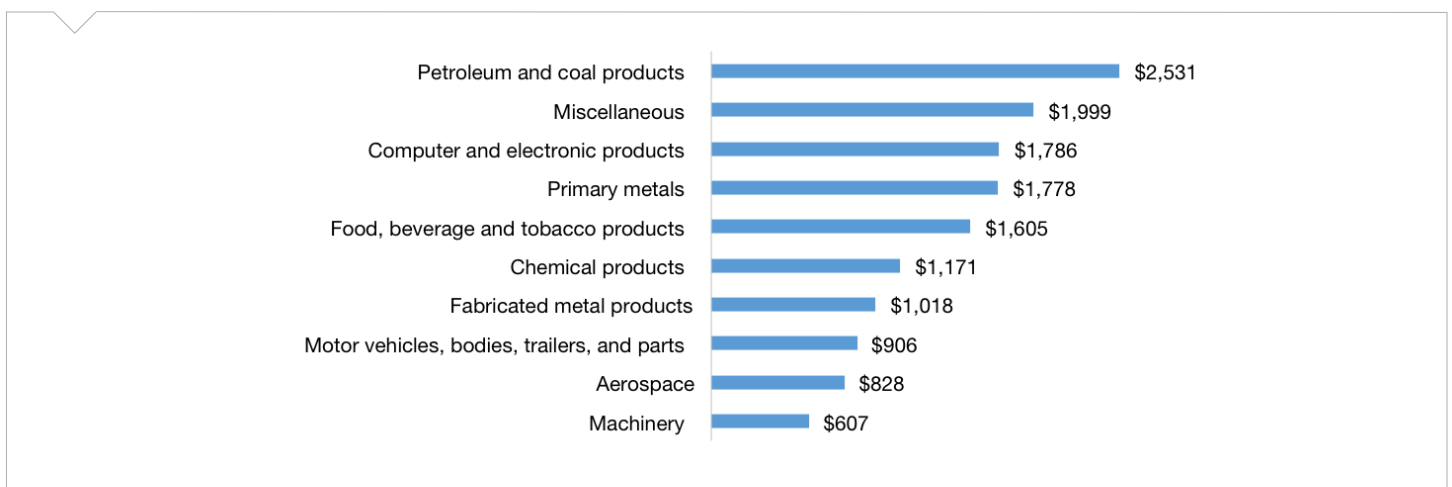


Figure 2: Top 10 Utah Manufacturing Sectors, in Millions of Dollars, 2013



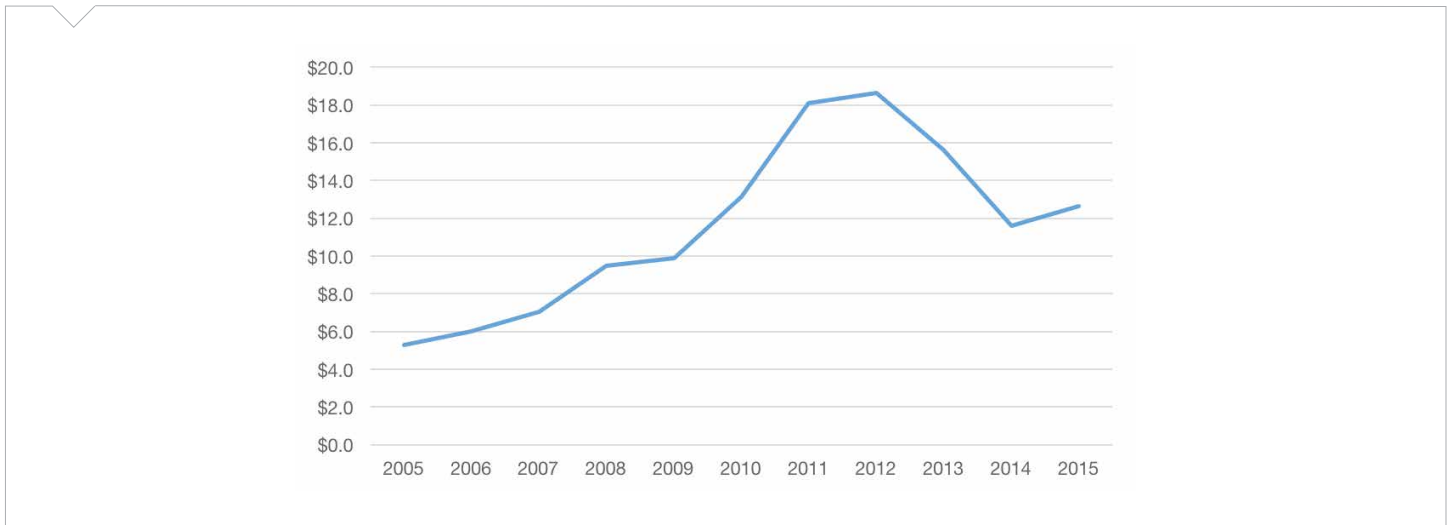
Utah Export Facts

Manufacturers help to drive Utah's economy, with \$12.65 billion in manufactured goods exports in 2015. That same year, \$3.19 billion in exports was with our free trade agreement (FTA) partners. This helps create jobs in the state, and 19.9% percent of its employment stemmed from exports in 2011. Small businesses comprised 86 percent of all exporters in Utah.

Manufactured Goods Exports (\$billions, 2015) (Percent share of total goods exports)	\$12.65 95.2%	Manufactured Goods to Free Trade Agreement Partners (\$billions, 2015) (Percent of total exports, 2015)	\$3.19 25.2%
U.S. Jobs Supported by Goods Exports (2014)	61,251	Total Manufactured Goods Exports to TPP (\$billions, 2015)	\$3.36
Employment from Manufacturing Exports (Export share of manufacturing jobs, 2011)	19.9%	Top Five Export Markets (Percent of total manufactured goods exports, 2015)	62.1%
Small Business Share of Total Exporters (2013)	86%	<ul style="list-style-type: none"> • United Kingdom (24.0%) • Hong Kong (15.4%) • Canada (11.5%) • China (5.7%) • Taiwan (5.5%) 	

Sources: International Trade Administration, U.S. Census Bureau

Figure 3: Utah's Manufactured Goods Exports, in Billions of Dollars, 2000-2015



Additional Trade Facts

- In 2015, manufacturers in the United States sold \$12.7 billion more in manufactured goods to our FTA partners than we bought from them. The United States has a manufactured trade deficit of \$639.6 billion from countries where no FTAs existed.
- FTA countries: Australia, Bahrain, Canada, Chile, Columbia, Costa Rica, Dominican Republic, El Salvador, Guatemala, Honduras, Israel, Jordan, Mexico, Morocco, Nicaragua, Oman, Panama, Peru, Singapore and South Korea.
- Visit www.nam.org/statedata or www.nam.org/trade for more information.