

Delaware Manufacturing Facts

Manufacturers in Delaware account for 7.4 percent of the total output in the state, employing 5.8 percent of the workforce. Total output from manufacturing was \$5.05 billion in 2015. In addition, there were 25,700 manufacturing employees in Delaware in 2015, with an average annual compensation of \$78,478 in 2015.

Manufacturing Output and Firms

Total Manufacturing Output (\$billions, 2015) (Percent share of total gross state product)	\$5.05 7.4%
Manufacturing Firms in Delaware (2014)	558

Employment and Compensation

Manufacturing Employment (2015) (Percent share of nonfarm employment)	25,700 5.8%
Average Annual Compensation (Manufacturing, 2015) (Nonfarm Businesses, 2015)	\$78,478 \$53,932

Sources: U.S. Bureau of Economic Analysis and the U.S. Census Bureau

Figure 1: Delaware Manufacturing Output, in Billions of Dollars, 2005–2015

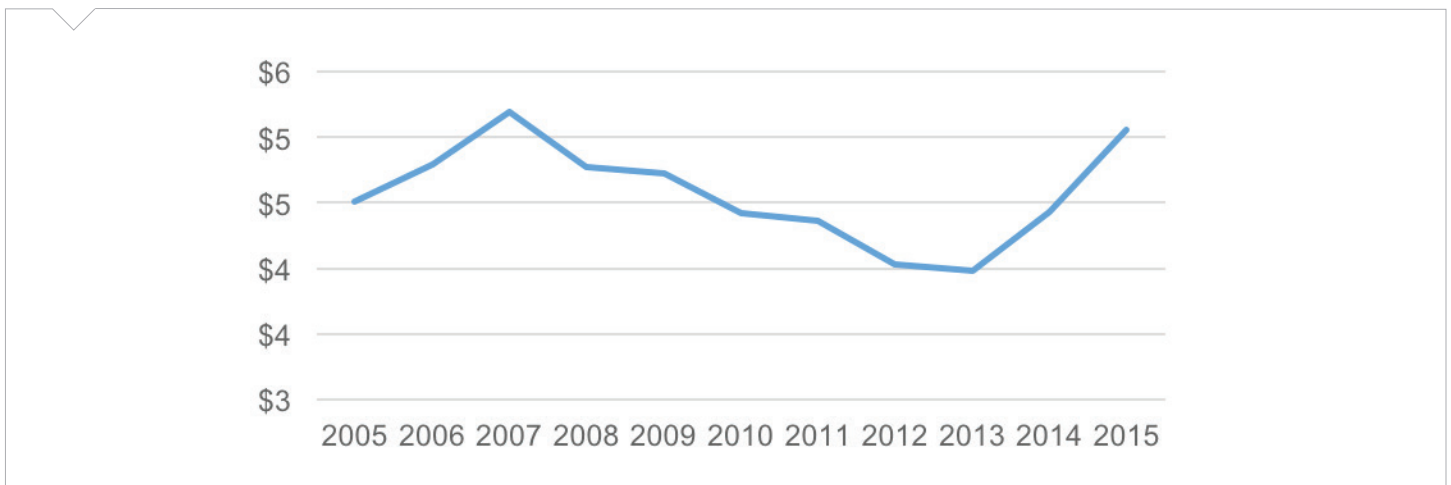
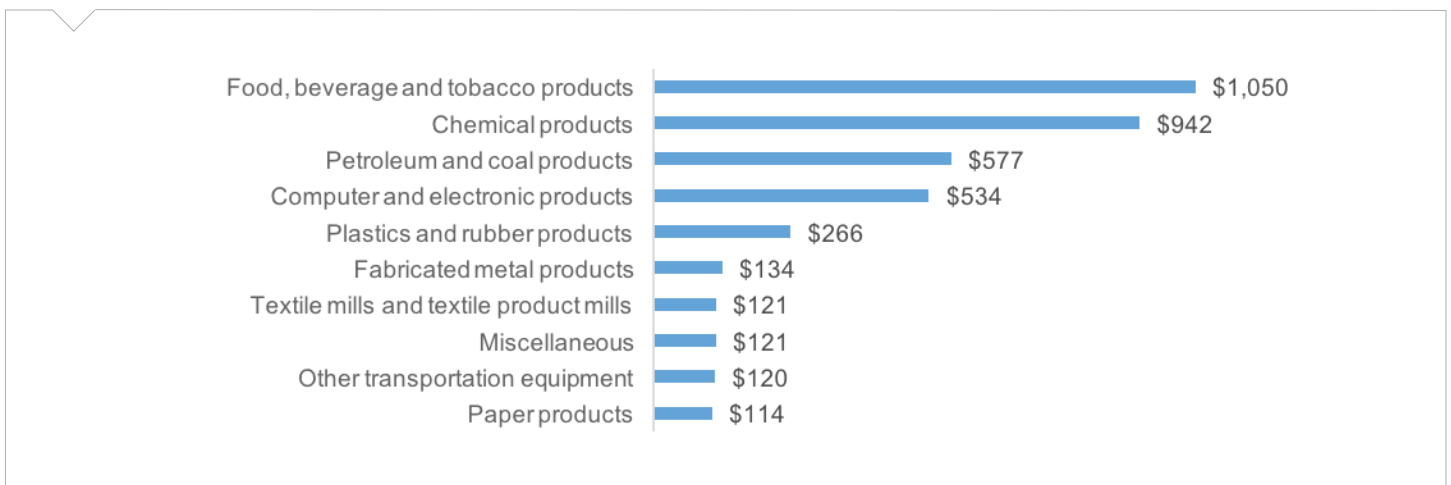


Figure 2: Top 10 Delaware Manufacturing Sectors, in Millions of Dollars, 2014



Delaware Export Facts

Manufacturers help to drive Delaware's economy, with \$5.08 billion in manufactured goods exports in 2015. That same year, \$0.96 billion in exports was with our free trade agreement (FTA) partners. This helps create jobs in the state, and 21.00% percent of its employment stemmed from exports in 2011. Small businesses comprised 86.7 percent of all exporters in Delaware.

Manufactured Goods Exports (\$billions, 2015) \$5.08
(Percent share of total goods exports) 94.10%

Growth in Manufactured Goods Exports (2010–2015) 6.70%

U.S. Jobs Supported by Goods Exports (2014) 23,278

Employment from Manufacturing Exports (Export share of manufacturing jobs, 2011) 21.00%

Small Business Share of Total Exporters (2013) 86.7%

Manufactured Goods to Free Trade Agreement Partners (\$billions, 2015) \$0.96
(Percent of total exports, 2015) 19.00%

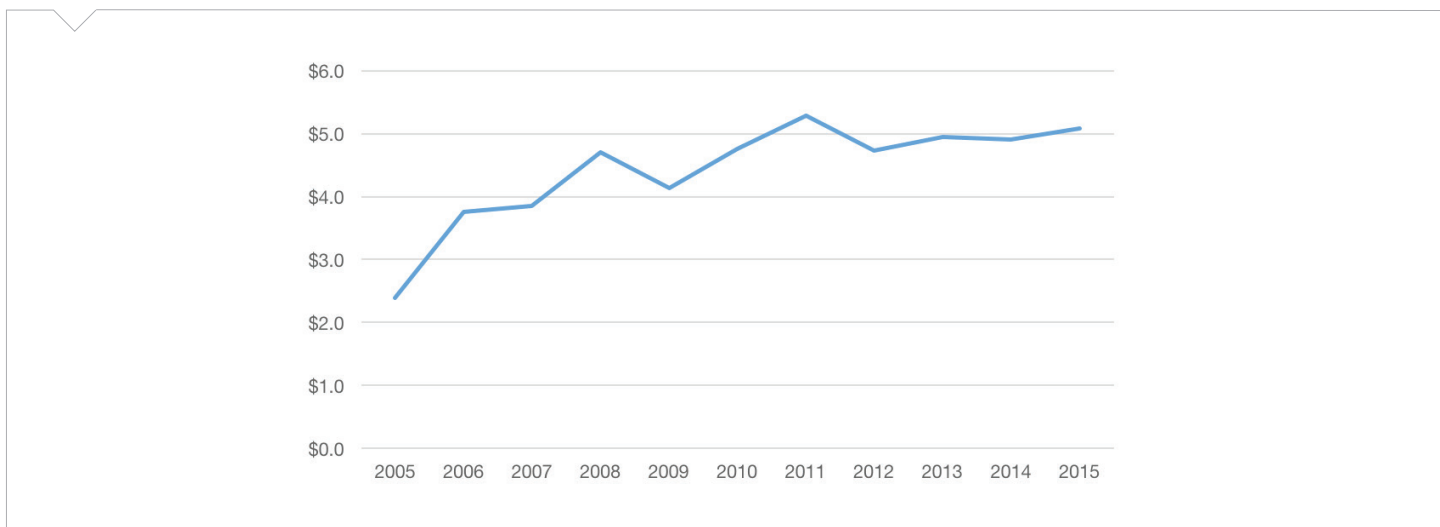
Total Manufactured Goods Exports to TPP (2015) \$0.89

Top Five Export Markets (Percent of total manufactured goods exports, 2015) 52.90%

- United Kingdom (17.30%)
- Saudi Arabia (13.10%)
- United Arab Emirates (7.60%)
- China (7.60%)
- Canada (7.30%)

Sources: International Trade Administration, U.S. Census Bureau

Figure 3: Delaware's Manufactured Goods Exports, in Billions of Dollars, 2000-2015



Additional Trade Facts

- In 2015, manufacturers in the United States sold \$12.7 billion more in manufactured goods to our FTA partners than we bought from them. The United States has a manufactured trade deficit of \$639.6 billion from countries where no FTAs existed.
- FTA countries: Australia, Bahrain, Canada, Chile, Columbia, Costa Rica, Dominican Republic, El Salvador, Guatemala, Honduras, Israel, Jordan, Mexico, Morocco, Nicaragua, Oman, Panama, Peru, Singapore and South Korea.
- Visit www.nam.org/statedata or www.nam.org/trade for more information.