

Connecticut Manufacturing Facts

Manufacturers in Connecticut account for 10.7 percent of the total output in the state, employing 9.3 percent of the workforce. Total output from manufacturing was \$28.01 billion in 2017. In addition, there were 157,000 manufacturing employees in Connecticut in 2017, with an average annual compensation of \$96,812 in 2016.

Manufacturing Output and Firms

Total Manufacturing Output (\$billions, 2017) \$28.01
(Percent share of total gross state product) 10.7%

Manufacturing Firms in Connecticut (2015) 3,942

Employment and Compensation

Manufacturing Employment (2017) 157,000
(Percent share of nonfarm employment) 9.3%

Average Annual Compensation (Manufacturing, 2016) \$96,812
(Nonfarm Businesses, 2016) \$37,183

Sources: U.S. Bureau of Economic Analysis and the U.S. Census Bureau

Figure 1: Connecticut Manufacturing Output, in Billions of Dollars, 2005–2017

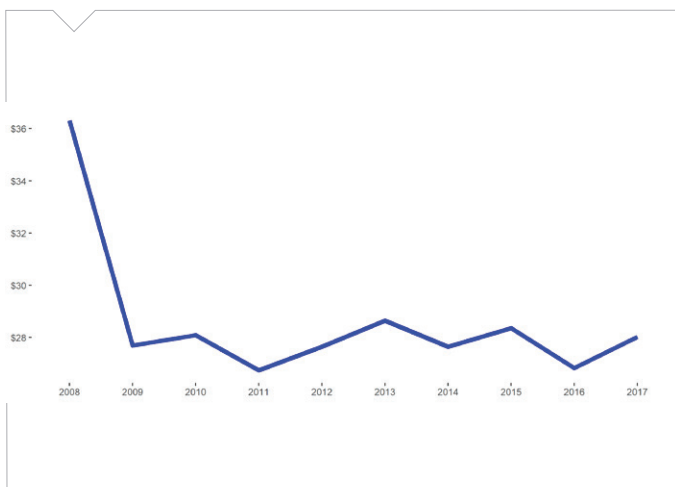


Figure 2: Top 10 Connecticut Manufacturing Sectors, in Millions of Dollars, 2016

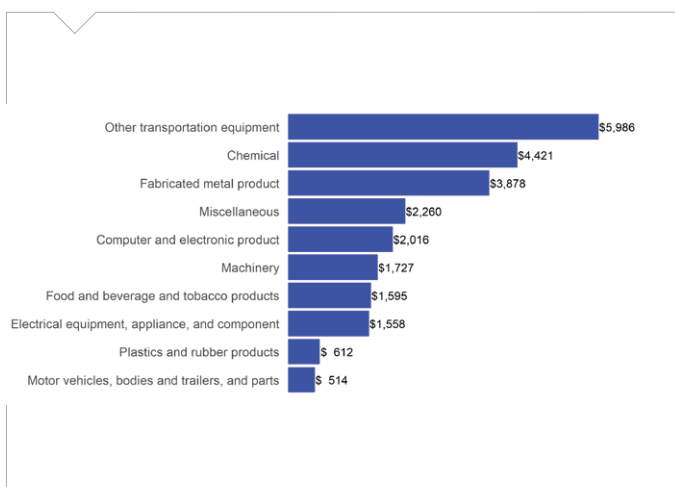


Figure 3: Top 25 Manufacturing Job Titles over the Past 12 Months in Connecticut



Source: Burning Glass Technologies, Labor Insights

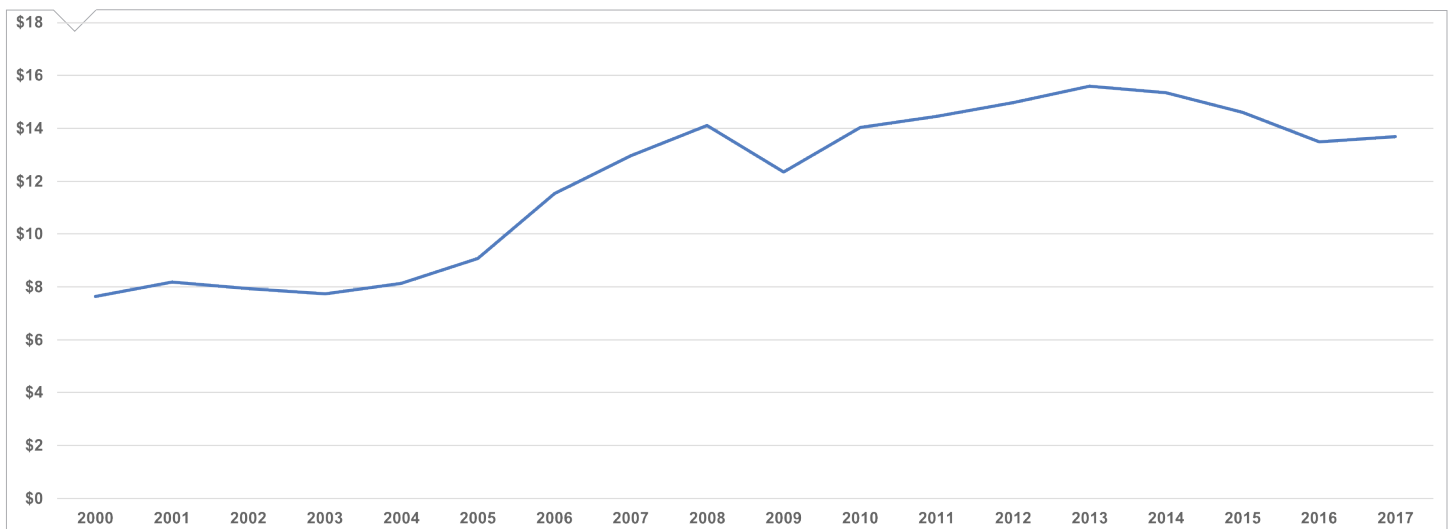
Connecticut Export Facts

Manufacturers help to drive Connecticut's economy, with \$13.69 billion in manufactured goods exports in 2017. That same year, \$4.07 billion in exports was with our free trade agreement (FTA) partners. This helps create jobs in the state, and 27.4 percent of its employment stemmed from exports in 2011. Small businesses comprised 89 percent of all exporters in Connecticut.

Manufactured Goods Exports (\$billions, 2017) (Percent share of total goods exports)	\$13.69 92.8%	Manufactured Goods to Free Trade Agreement Partners (\$billions, 2017) (Percent of total exports, 2017)	\$4.07 29.8%
U.S. Jobs Supported by Goods Exports (2016)	64,106	Total Manufactured Goods Exports to Canada and Mexico (NAFTA, 2017)	\$2.81
Employment from Manufacturing Exports (Export share of manufacturing jobs, 2011)	27.4%	Top Five Export Markets (Percent of total manufactured goods exports, 2017)	57.6%
Small Business Share of Total Exporters (2015)	89%	<ul style="list-style-type: none"> • France (15.30%) • Canada (13.10%) • Germany (12.67%) • United Kingdom (9.10%) • Mexico (7.42%) 	

Sources: International Trade Administration, U.S. Census Bureau

Figure 4: Connecticut's Manufactured Goods Exports, in Billions of Dollars, 2000-2017



Additional Trade Facts

- The 20 U.S. FTA partners purchased nearly 48 percent (\$637.5 billion) of U.S. manufactured goods exports in 2017 – even though these countries represent only six percent of the world's population and 10 percent of GDP.
- FTA countries: Australia, Bahrain, Canada, Chile, Colombia, Costa Rica, Dominican Republic, El Salvador, Guatemala, Honduras, Israel, Jordan, Mexico, Morocco, Nicaragua, Oman, Panama, Peru, Singapore and South Korea.
- Visit www.nam.org/statedata or www.nam.org/trade for more information.