

Montana Manufacturing Facts

Manufacturers in Montana account for 6.1 percent of the total output in the state, employing 4.1 percent of the workforce. Total output from manufacturing was \$2.95 billion in 2017. In addition, there were 19,700 manufacturing employees in Montana in 2017, with an average annual compensation of \$51,155 in 2016.

Manufacturing Output and Firms

Total Manufacturing Output (\$billions, 2017) \$2.95
(Percent share of total gross state product) 6.1%

Manufacturing Firms in Montana (2015) 1,250

Employment and Compensation

Manufacturing Employment (2017) 19,700
(Percent share of nonfarm employment) 4.1%

Average Annual Compensation (Manufacturing, 2016) \$51,155
(Nonfarm Businesses, 2016) \$34,203

Sources: U.S. Bureau of Economic Analysis and the U.S. Census Bureau

Figure 1: Montana Manufacturing Output, in Billions of Dollars, 2005–2017

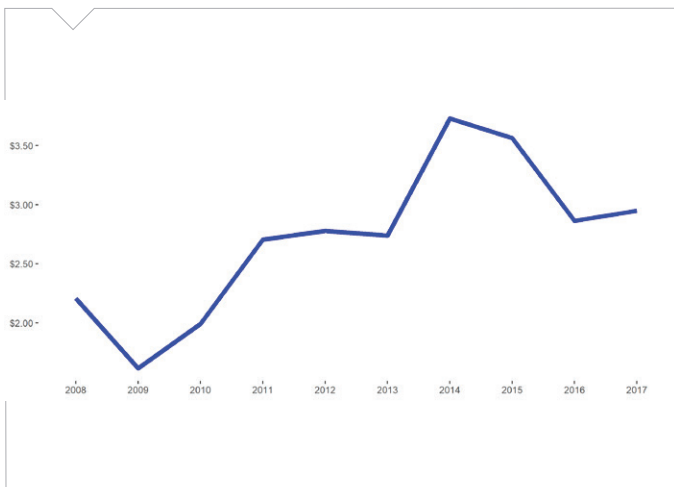


Figure 2: Top 10 Montana Manufacturing Sectors, in Millions of Dollars, 2016

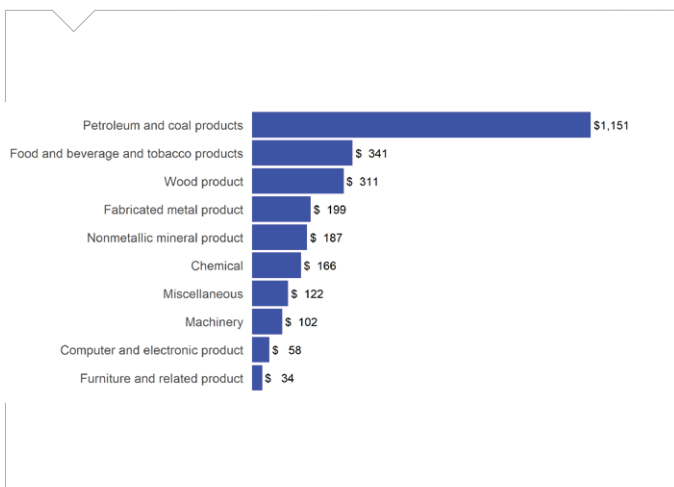


Figure 3: Top 25 Manufacturing Job Titles over the Past 12 Months in Montana



Source: Burning Glass Technologies, Labor Insights

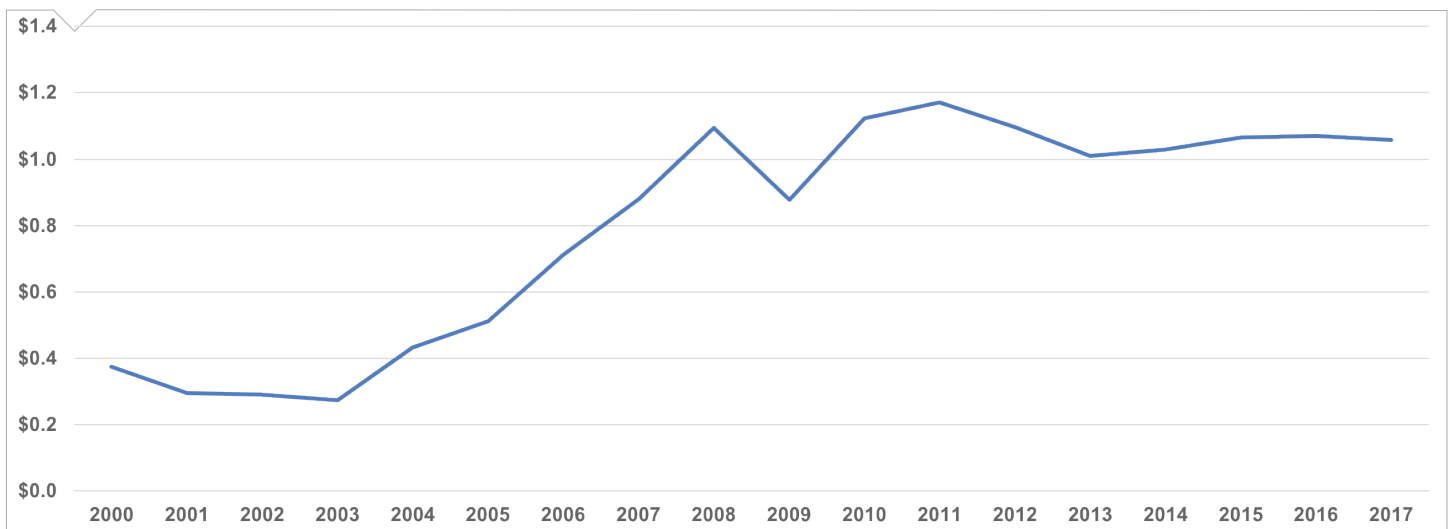
Montana Export Facts

Manufacturers help to drive Montana's economy, with \$1.06 billion in manufactured goods exports in 2017. That same year, \$0.65 billion in exports was with our free trade agreement (FTA) partners. This helps create jobs in the state, and 23.5 percent of its employment stemmed from exports in 2011. Small businesses comprised 84 percent of all exporters in Montana.

Manufactured Goods Exports (\$billions, 2017) (Percent share of total goods exports)	\$1.06 66%	Manufactured Goods to Free Trade Agreement Partners (\$billions, 2017) (Percent of total exports, 2017)	\$0.65 61.3%
U.S. Jobs Supported by Goods Exports (2016)	5,838	Total Manufactured Goods Exports to Canada and Mexico (NAFTA, 2017)	\$0.60
Employment from Manufacturing Exports (Export share of manufacturing jobs, 2011)	23.5%	Top Five Export Markets (Percent of total manufactured goods exports, 2017)	70.8%
Small Business Share of Total Exporters (2015)	84%	<ul style="list-style-type: none"> • Canada (46.76%) • China (10.04%) • South Korea (7.22%) • Taiwan (3.56%) • Belgium (3.20%) 	

Sources: International Trade Administration, U.S. Census Bureau

Figure 4: Montana's Manufactured Goods Exports, in Billions of Dollars, 2000-2017



Additional Trade Facts

- The 20 U.S. FTA partners purchased nearly 48 percent (\$637.5 billion) of U.S. manufactured goods exports in 2017 – even though these countries represent only six percent of the world's population and 10 percent of GDP.
- FTA countries: Australia, Bahrain, Canada, Chile, Colombia, Costa Rica, Dominican Republic, El Salvador, Guatemala, Honduras, Israel, Jordan, Mexico, Morocco, Nicaragua, Oman, Panama, Peru, Singapore and South Korea.
- Visit www.nam.org/statedata or www.nam.org/trade for more information.